




IMP PUMPS®
Intelligent Motor Pumps

www.imp-pumps.com



*Electronically controlled high-efficiency pumps
For heating, air conditioning, cooling and domestic water*



**TECHNICAL DATA
2014**



INDEX

WHAT IS ErP REGULATION	PAGE 3
EXPLANATION OF THE TAG IMP PUMPS	PAGE 3
ABBREVIATIONS AND THEIR MEANINGS	PAGE 4
CONTACTS PAGE	PAGE 5
GENERAL INFORMATION PAGE	PAGE 5
HIGH-EFFICIENCY SCREW PUMPS	
NMT	FROM PAGE 6
NMT SMART (C)	FROM PAGE 12
HIGH-EFFICIENCY PUMP FLANGE	
NMT SMART (C)	FROM PAGE 20
NMT MAX (C)	PAGE 28
NMT	FROM PAGE 30
NMT LAN (C)	FROM PAGE 40
HIGH-EFFICIENCY PUMPS FOR HOT WATER	
SAN ECO	PAGE 60
INSTALLATION PAGE	PAGE 62
ACCESSORIES	PAGE 62
NOTES	PAGE 63

REGULATION ErP WE ARE READY TO START WITH HIGH-EFFICIENCY PUMPS AND AFFORDABLE PRICES

ErP Regulation (Energy related Products) translates as energy-relevant products. The objective of this Regulation, 2009 125 EC is to reduce energy consumption in accordance with the environmental requirements and it is being introduced in the EU in the field of circulation pumps in 2013. In the course of the next seven years the Regulation will be put in practice in the following three steps:

- The first step from 01/01/2013 for the energy index up to (max.) 0.27 - Part 2
- The second step from 01/08 in 2015 for the energy index up to (max.) 0.23 - Part 2
- The third step from 01/01/2020 for the energy index up to (max.) 0.23 - Part 2 – including the pumps, which are being replaced in HVAC systems



The benchmark for most efficient circulators is $EEI \leq 0,20$ - Part 2.

The IMP PUMPS meet environmental requirements in accordance to ERP Regulation with high-efficiency pumps with affordable prices.

PUMP MARKINGS

NMT(D) (SAN) SMART (C) 50/100 F240

NMT	Pump type	50	Connection size (15, 20, 25, 32, 40, 50, 65, 80, 100,...)
D	Twin pump	100	Max head (in 0,1m of H ₂ O)
SAN	Bronze hydraulic casting	F	Flange connection (thread connection without letter)
SMART	Model name (MAX, LAN,...)	240	Lenght between flanges
C	Communication		

ABBREVIATIONS & THEIR MEANINGS

1 ~	Single-phase electric current
3 ~	3 phase electric current
DIN	Deutsches Institut für Normung
DN	nominal size of the connector
Δp	pressure difference
Δp-prop	proportional pressure difference
Δp-c	constant pressure difference
Δp-v	variable differential pressure
ECM-technology	BLDC synchronic motor with permanent magnets
EEl	Energy efficiency index
ErP	Energy related products
H	Pressure in meters
IP	Motor driven protection devices against environmental influences
ISO	EU standards
KTL	Cataphoresis protection with high corrosion resistance
Modbus	The standard communication protocol
NMT	New motor technology
NMT C	New motor technology electronically controlled circulation pump with communication module
NMTD	New motor technology electronically controlled circulation pump in a double execution
NMT SAN	New motor technology High-efficiency circulating pump for domestic hot water
NMT ER	New motor technology electronically controlled circulation pump with analog signal 0 - 10 V
PN	Nominal pressure in bars
Q	Flow rate in cubic meters.
VDI-Guidelines	Guidelines of the Association of German Engineers

CONTACTS

GENERAL MANAGER

Mr. Mag. Damir Popovič

e-mail: damir.popovic@imp-pumps.com

Tel: +386 1 2806 400

Fax: +386 1 2806 460



SALES MANAGER

Mr. Matjaž Kump

e-mail: matjaz.kump@imp-pumps.com

Tel: +386 1 2806 418

Fax: +386 1 2806 460



SALES OFFICE

Mrs. Martina Nartnik

e-mail: martina.nartnik@imp-pumps.com

Tel: +386 1 2806 414

Fax: +386 1 2806 460



TECHNICAL INFORMATION

Mr. Boris Petrovič

e-mail: boris.petrovic@imp-pumps.com

Tel: +386 1 2806 411

Fax: +386 1 2806 460



RESEARCH AND DEVELOPMENT

Mr. Janez Skander

e-mail: janez.skander@imp-pumps.com

Tel: +386 1 2806 426

Fax: +386 1 2806 460



FINANCE

Mrs. Brigita Jankovič

e-mail: brigita.jankovic@imp-pumps.com

Tel: +386 1 2806 420

Fax: +386 1 2862 196



GENERAL INFORMATION

ALL PRODUCTS AND COMPONENTS ARE MANUFACTURED FROM ENVIRONMENTALLY FRIENDLY MATERIALS.

UPON DISPOSAL INTERNAL ENVIRONMENTAL REGULATION MUST BE CONSIDERED.

FURTHER INFORMATION ON ALL PUMPING PROGRAMS WITH TECHNICAL DATA ARE AVAILABLE ON
WWW.IMP-PUMPS.COM

GENERAL SALES CONDITIONS AND TERMS OF PAYMENT – DEPENDING ON THE AGREEMENT WITH THE FIRM IMP PUMPS.

IMAGES IN CATALOGUE ARE FOR ILLUSTRATIVE PURPOSES ONLY.

TECHNICAL ADJUSTMENTS AND REVISIONS ARE NOT PERMITTED.



ECO HIGH-EFFICIENCY REGULATED

NMT

THREADED PUMPS NMT -/40

DESCRIPTION

Series of high efficiency wet running ECM rotor circulation pumps with permanent magnets and integrated electronic regulation with which the pumps can adapt to current needs of the system with proportional or constant pressure regulation.

- SAN option for use in domestic hot water circulating systems
- ER option with 0-10V analog input
- D option, twin pump

APPLICATIONS

Used for circulation of water or a mixture of water/glycol in hot water heating systems, air conditioning systems and circulation systems.

OPERATION

Δp -Proportional pressure control

After selecting level pump recognizes the lowest resistance of the system and automatically adjusts its own strain.

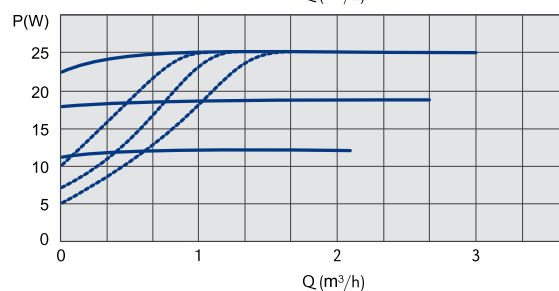
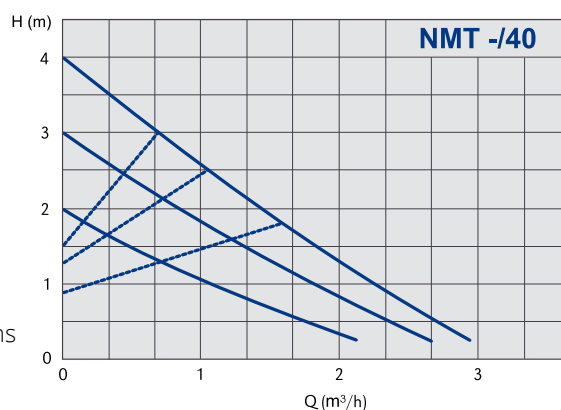
Δp -Constant speed

After selection pump works in three different speeds

PRODUCT DETAILS

- High efficiency ECM technology
- Energy savings
- Proportional pressure control
- Constant speed
- Easy handling and installation
- Robust and compact construction for long life
- Automatic venting
- Low noise operation
- Single body, which allows a variety of mounting positions
- Housing with cataphoresis

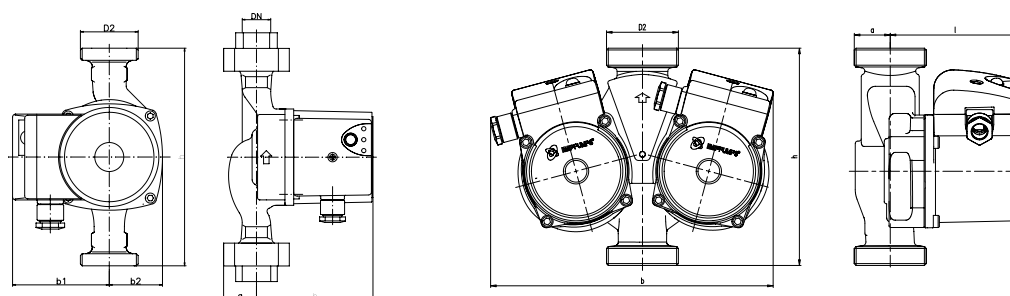
Pump component	Material
Housing	Cast iron
Impeller	Polyamid
Shaft	Ceramics
Bearings	Ceramics
Ventricular wall	Stainless steel
Rotor can	Stainless steel



**NEW
NEW**

Pump type	Pipe connection	DN	Fitting length	N. Pressure	Weight	Code
NMT 15/40-130	Rp ½	15	130 mm	PN 10 bar	1,9 kg	979522028
NMT 20/40-130	Rp ¾	20	130 mm	PN 10 bar	2,0 kg	979522024
NMT 25/40-130	Rp 1	25	130 mm	PN 10 bar	2,1 kg	979522025
NMT 20/40-180	Rp ¾	20	180 mm	PN 10 bar	2,3 kg	979522042
NMT 25/40-180	Rp 1	25	180 mm	PN 10 bar	2,4 kg	979522043
NMT 32/40-180	Rp 1 ¼	32	180 mm	PN 10 bar	2,5 kg	979522044
NMTD 25/40-180	Rp 1	25	180 mm	PN 10 bar	5 kg	979523572
NMTD 32/40-180	Rp 1 ¼	30	180 mm	PN 10 bar	5,2 kg	979523575
NMT SAN 20/40-130	Rp ¾	20	130 mm	PN 10 bar	2,1 kg	979523133
NMT SAN 25/40-130	Rp 1	25	130 mm	PN 10 bar	2,2 kg	979523134
NMT ER 15/40-130	Rp ½	15	130 mm	PN 10 bar	1,9 kg	979523143
NMT ER 20/40-130	Rp ¾	20	130 mm	PN 10 bar	2,0 kg	979523144
NMT ER 25/40-130	Rp 1	25	130 mm	PN 10 bar	2,1 kg	979523145
NMT ER 20/40-180	Rp ¾	20	180 mm	PN 10 bar	2,3 kg	979523146
NMT ER 25/40-180	Rp 1	25	180 mm	PN 10 bar	2,4 kg	979523147
NMT ER 32/40-180	Rp 1 ¼	32	180 mm	PN 10 bar	2,5 kg	979523148

Dimensions	h	DN	D2	b	b1	b2	l	a
NMT -/40	130/180	15/20/25/32	1"/5/4"/6/4"/2"		80	48	108	27/29/32
NMTD -/40	180	25/30	6/4"/2"	234			107,2	29,8



TECHNICAL DATA

Flow Q up to 2,6 m³/h

Pressure H up to 4 m

Power 5 - 25 Watt

Nominal pressure 10 bar

Permissible mediums

- Water, mixed with glycol, parameters must be checked in the mixture of water with over 20% of glycol
- Pure non-explosive liquid media free from mineral oils and without solid particles

Permissible temperature range

- Medium temperature from +5 °C to +95 °C (NMT SAN +5 °C to +65 °C) with max. surroundings temperature up to +40 °C

Minimum inlet pressure

0,05 bar < 75 °C Temperature of medium

0,28 bar < 90 °C Temperature of medium

Electrical connection

Voltage 1 ~ 230 V, 50/60 Hz

Motor/Electronics

- Motor with permanent magnets
- The energy index EEI ≤ 0,20 - Part 2
- Built-in motor protection
- Control Δp or constant speed
- Degree of protection: IP 44
- Insulation class F



ECO HIGH-EFFICIENCY REGULATED

NMT

THREADED PUMPS NMT -/60

DESCRIPTION

Series of high efficiency wet running ECM rotor circulation pumps with permanent magnets and integrated electronic regulation with which the pumps can adapt to current needs of the system with proportional or constant pressure regulation.

- SAN option for use in domestic hot water circulating systems
- ER option with 0-10V analog input
- D option, twin pump

APPLICATIONS

Used for circulation of water or a mixture of water/glycol in hot water heating systems, air conditioning systems and circulation systems.

OPERATION

Δp -Proportional pressure control

After selecting level pump recognizes the lowest resistance of the system and automatically adjusts its own strain.

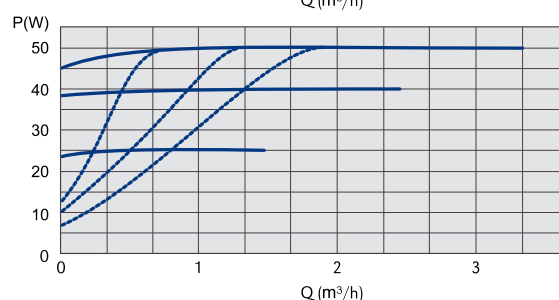
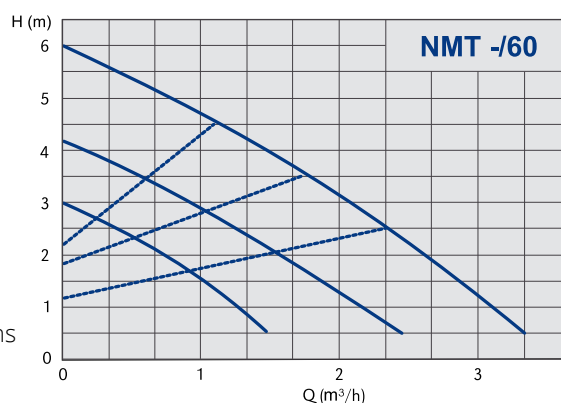
Δp -Constant speed

After selection pump works in three different speeds

PRODUCT DETAILS

- High efficiency ECM technology
- Energy savings
- Proportional pressure control
- Constant speed
- Easy handling and installation
- Robust and compact construction for long life
- Automatic venting
- Low noise operation
- Single body, which allows a variety of mounting positions
- Housing with cataphoresis

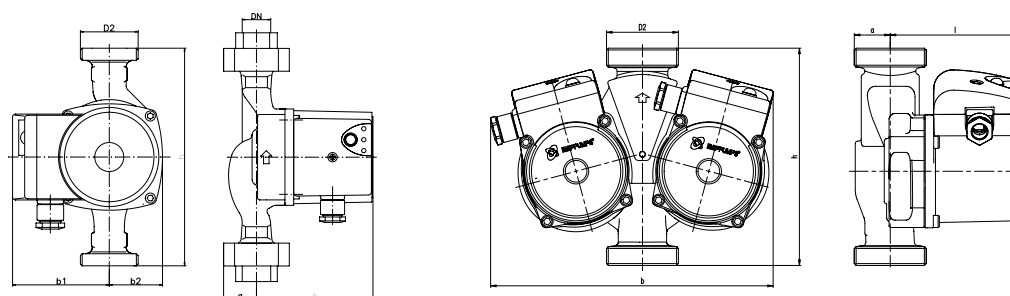
Pump component	Material
Housing	Cast iron
Impeller	Polyamid
Shaft	Ceramics
Bearings	Ceramics
Ventricular wall	Stainless steel
Rotor can	Stainless steel



**NEW
NEW**

Pump type	Pipe connection	DN	Fitting length	N. Pressure	Weight	Code
NMT 15/60-130	Rp ½	15	130 mm	PN 10 bar	1,9 kg	979522029
NMT 20/60-130	Rp ¾	20	130 mm	PN 10 bar	2,0 kg	979522026
NMT 25/60-130	Rp 1	25	130 mm	PN 10 bar	2,1 kg	979522027
NMT 20/60-180	Rp ¾	20	180 mm	PN 10 bar	2,3 kg	979522046
NMT 25/60-180	Rp 1	25	180 mm	PN 10 bar	2,4 kg	979522047
NMT 32/60-180	Rp 1 ¼	32	180 mm	PN 10 bar	2,5 kg	979522048
NMTD 25/60-180	Rp 1	25	180 mm	PN 10 bar	5 kg	979523573
NMTD 32/60-180	Rp 1 ¼	30	180 mm	PN 10 bar	5,2 kg	979523576
NMT SAN 20/60-130	Rp ¾	20	130 mm	PN 10 bar	2,1 kg	979523135
NMT SAN 25/60-130	Rp 1	25	130 mm	PN 10 bar	2,2 kg	979523136
NMT ER 15/60-130	Rp ½	15	130 mm	PN 10 bar	1,9 kg	979523149
NMT ER 20/60-130	Rp ¾	20	130 mm	PN 10 bar	2,0 kg	979523150
NMT ER 25/60-130	Rp 1	25	130 mm	PN 10 bar	2,1 kg	979523151
NMT ER 20/60-180	Rp ¾	20	180 mm	PN 10 bar	2,3 kg	979523152
NMT ER 25/60-180	Rp 1	25	180 mm	PN 10 bar	2,4 kg	979523153
NMT ER 32/60-180	Rp 1 ¼	32	180 mm	PN 10 bar	2,5 kg	979523154

Dimensions	h	DN	D2	b	b1	b2	l	a
NMT -/60	130/180	15/20/25/32	1"/5/4"/6/4"/2"		80	48	108	27/29/32
NMTD -/60	180	25/30	6/4"/2"	234			107,2	29,8



TECHNICAL DATA

Flow Q up to 3,7 m³/h

Pressure H up to 6 m

Power 7 - 50 Watt

Nominal pressure 10 bar

Permissible mediums

- Water, mixed with glycol, parameters must be checked in the mixture of water with over 20% of glycol
- Pure non-explosive liquid media free from mineral oils and without solid particles

Permissible temperature range

- Medium temperature from +5 °C to +95 °C (NMT SAN +5 °C to +65 °C) with max. surroundings temperature up to +40 °C

Minimum inlet pressure

0,05 bar < 75 °C Temperature of medium

0,28 bar < 90 °C Temperature of medium

Electrical connection

Voltage 1 ~ 230 V, 50/60 Hz

Motor/Electronics

- Motor with permanent magnets
- The energy index EEI ≤ 0,22 - Part 2
- Built-in motor protection
- Control Δp or constant speed
- Degree of protection: IP 44
- Insulation class F



ECO HIGH-EFFICIENCY REGULATED

NMT

THREADED PUMPS NMT -/80

DESCRIPTION

Series of high efficiency wet running ECM rotor circulation pumps with permanent magnets and integrated electronic regulation with which the pumps can adapt to current needs of the system with proportional or constant pressure regulation.

- SAN option for use in domestic hot water circulating systems
- ER option with 0-10V analog input
- D option, twin pump

APPLICATIONS

Used for circulation of water or a mixture of water/glycol in hot water heating systems, air conditioning systems and circulation systems.

OPERATION

Δp -Proportional pressure control

After selecting level pump recognizes the lowest resistance of the system and automatically adjusts its own strain.

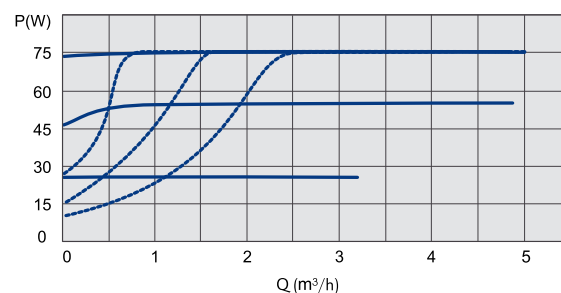
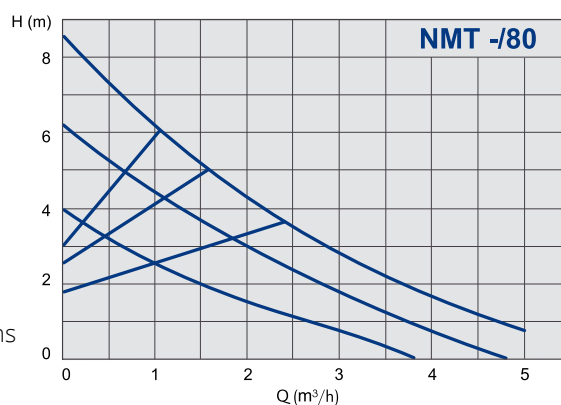
Δp -Constant speed

After selection pump works in three different speeds

PRODUCT DETAILS

- High efficiency ECM technology
- Energy savings
- Proportional pressure control
- Constant speed
- Easy handling and installation
- Robust and compact construction for long life
- Automatic venting
- Low noise operation
- Single body, which allows a variety of mounting positions
- Housing with cataphoresis

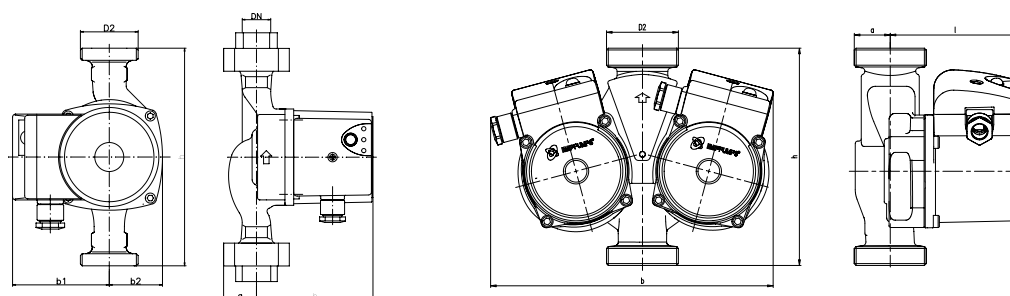
Pump component	Material
Housing	Cast iron
Impeller	Polyamid
Shaft	Ceramics
Bearings	Ceramics
Ventricular wall	Stainless steel
Rotor can	Stainless steel



**NEW
NEW**

Pump type	Pipe connection	DN	Fitting length	N. Pressure	Weight	Code
NMT 15/80-130	Rp ½	15	130 mm	PN 10 bar	1,9 kg	979522969
NMT 20/80-130	Rp ¾	20	130 mm	PN 10 bar	2,0 kg	979522970
NMT 25/80-130	Rp 1	25	130 mm	PN 10 bar	2,1 kg	979522971
NMT 20/80-180	Rp ¾	20	180 mm	PN 10 bar	2,3 kg	979522972
NMT 25/80-180	Rp 1	25	180 mm	PN 10 bar	2,4 kg	979522973
NMT 32/80-180	Rp 1 ¼	32	180 mm	PN 10 bar	2,5 kg	979522974
NMTD 25/80-180	Rp 1	25	180 mm	PN 10 bar	5 kg	979523574
NMTD 32/80-180	Rp 1 ¼	30	180 mm	PN 10 bar	5,2 kg	979523577
NMT SAN 20/80-130	Rp ¾	20	130 mm	PN 10 bar	2,1 kg	979523137
NMT SAN 25/80-130	Rp 1	25	130 mm	PN 10 bar	2,2 kg	979523138
NMT ER 15/80-130	Rp ½	15	130 mm	PN 10 bar	1,9 kg	979523155
NMT ER 20/80-130	Rp ¾	20	130 mm	PN 10 bar	2,0 kg	979523156
NMT ER 25/80-130	Rp 1	25	130 mm	PN 10 bar	2,1 kg	979523157
NMT ER 20/80-180	Rp ¾	20	180 mm	PN 10 bar	2,3 kg	979523158
NMT ER 25/80-180	Rp 1	25	180 mm	PN 10 bar	2,4 kg	979523159
NMT ER 32/80-180	Rp 1 ¼	32	180 mm	PN 10 bar	2,5 kg	979523160

Dimensions	h	DN	D2	b	b1	b2	l	a
NMT -/80	130/180	15/20/25/32	1"/5/4"/6/4"/2"		80	48	108	27/29/32
NMTD -/80	180	25/30	6/4"/2"	234			107,2	29,8



TECHNICAL DATA

Flow Q up to 4,5 m³/h

Pressure H up to 8 m

Power 7 - 75 Watt

Nominal pressure 10 bar

Permissible mediums

- Water, mixed with glycol, parameters must be checked in the mixture of water with over 20% of glycol
- Pure non-explosive liquid media free from mineral oils and without solid particles

Permissible temperature range

- Medium temperature from +5 °C to +95 °C (NMT SAN +5 °C to +65 °C) with max. surroundings temperature up to +40 °C

Minimum inlet pressure

0,05 bar < 75 °C Temperature of medium

0,28 bar < 90 °C Temperature of medium

Electrical connection

Voltage 1 ~ 230 V, 50/60 Hz

Motor/Electronics

- Motor with permanent magnets
- The energy index EEI ≤ 0,24 - Part 2
- Built-in motor protection
- Control Δp or constant speed
- Degree of protection: IP 44
- Insulation class F



HIGH-EFFICIENCY REGULATED

SMART

THREADED PUMPS NMT SMART -/40

DESCRIPTION

Series of high efficiency wet running ECM rotor circulation pumps with permanent magnets and integrated electronic regulation with which the pumps can adapt to current needs of the system.

- D option, twin pump
- C option with communication module

APPLICATIONS

Used for circulation of water or a mixture of water/glycol in hot water heating systems, air conditioning systems and circulation systems.

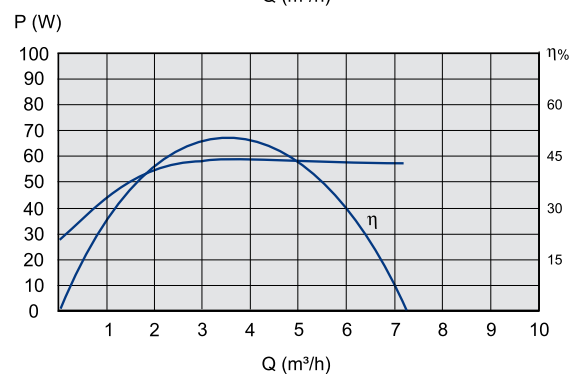
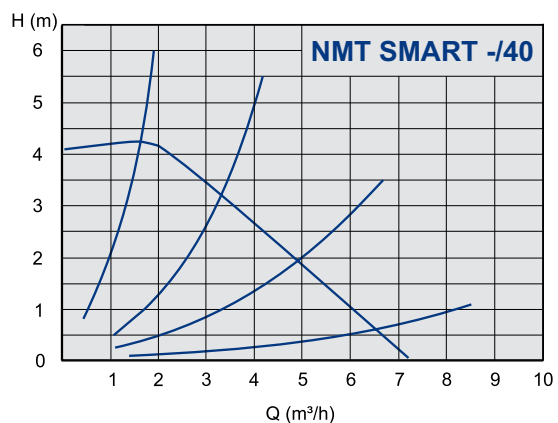
OPERATION

- Auto mode (default)
- Proportional pressure control
- Constant pressure control
- Constant speed
- Night mode

PRODUCT DETAILS

- High efficiency ECM technology
- Energy savings
- LED Display for control
- Easy handling and installation
- Plug & Play
- Robust and compact construction for long life
- Automatic venting
- Low noise operation
- Housing with cataphoresis
- NMTC communication module (optionally):
 - Ethernet connection
 - Modbus RTU connection
 - Analog Control input 0 - 10 V
 - 3 digital inputs
 - 1 relay output

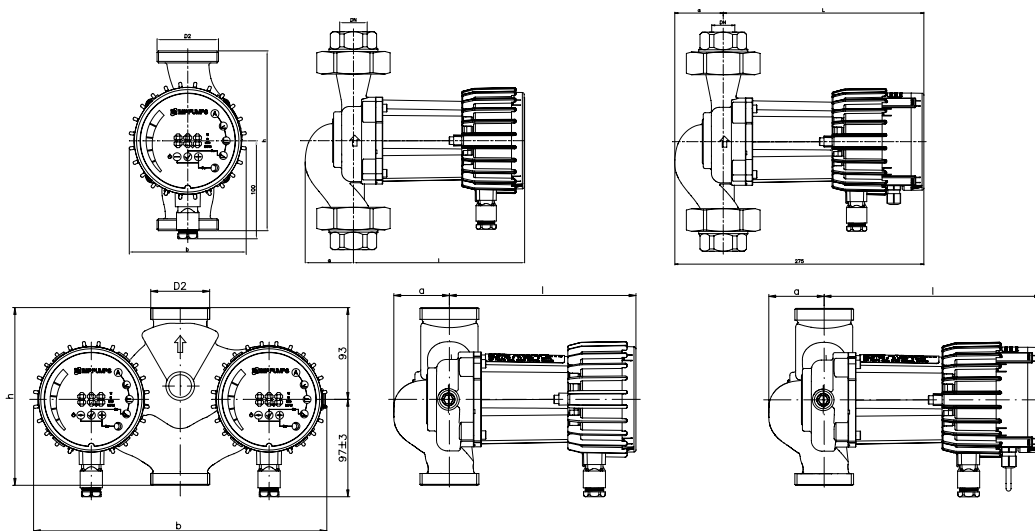
Pump component	Material
Housing	Cast iron
Impeller	PES
Shaft	Stainless steel
Bearings	Graphite
Ventricular wall	Stainless steel
Rotor can	Stainless steel



Pump type	Pipe connection	DN	Fitting length	N. Pressure	Weight	Code
NMT SMART 25/40	Rp 1	25	180 mm	PN 10 bar	4 kg	979523477
NMT SMART 32/40	Rp 1 ¼	32	180 mm	PN 10 bar	4,1 kg	979523478
NMT SMART C 25/40	Rp 1	25	180 mm	PN 10 bar	4,2 kg	979523488
NMT SMART C 32/40	Rp 1 ¼	32	180 mm	PN 10 bar	4,3 kg	979523489
NMTD SMART 32/40	Rp 1 ¼	32	180 mm	PN 10 bar	8,2 kg	979523546
NMTD SMART C 32/40	Rp 1 ¼	32	180 mm	PN 10 bar	8,6 kg	979523554

**NEW
NEW**

Dimensions	h	DN	D2	b	l	a
NMT SMART 25/40	180	25	6/4"	117	190	53
NMT SMART 32/40	180	32	2"	117	190	53
NMT SMART C 25/40	180	25	6/4"	117	222	53
NMT SMART C 32/40	180	32	2"	117	222	53
NMTD SMART 32/40	180	32	2"	297	190	56
NMTD SMART C 32/40	180	32	2"	297	222	56



TECHNICAL DATA

Flow Q up to 7,5 m³/h

Pressure H up to 4 m

Power 7 - 60 Watt

Nominal pressure 10 bar

Permissible mediums

- Water, mixed with glycol, parameters must be checked in the mixture of water with over 20% of glycol
- Pure non-explosive liquid media free from mineral oils and without solid particles

Permissible temperature range

- Medium temperature from +2 °C to +110 °C with max. surroundings temperature up to +40 °C

Minimum inlet pressure

0,05 bar < 75 °C Temperature of medium

0,28 bar < 90 °C Temperature of medium

Electrical connection

Voltage 1 ~ 230 V, 50/60 Hz

Motor/Electronics

- Motor with permanent magnets
- The energy index EEI ≤ 0,21 - Part 2
- Built-in motor protection
- Degree of protection: IP 44
- Insulation class F



HIGH-EFFICIENCY REGULATED

SMART

THREADED PUMPS NMT SMART -/60

DESCRIPTION

Series of high efficiency wet running ECM rotor circulation pumps with permanent magnets and integrated electronic regulation with which the pumps can adapt to current needs of the system.

- D option, twin pump
- C option with communication module

APPLICATIONS

Used for circulation of water or a mixture of water/glycol in hot water heating systems, air conditioning systems and circulation systems.

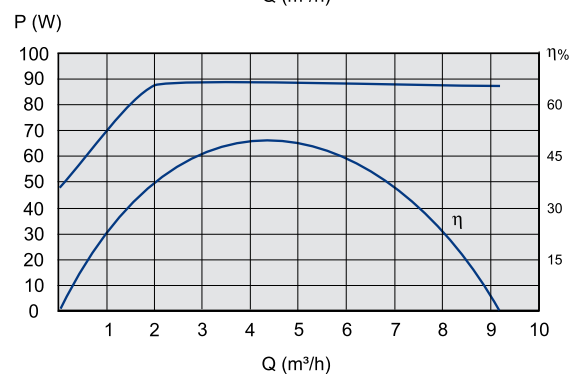
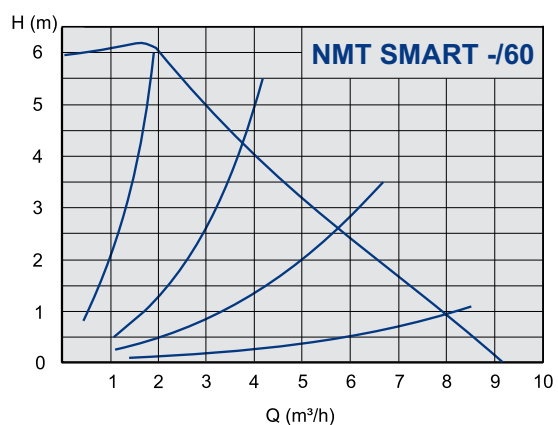
OPERATION

- Auto mode (default)
- Proportional pressure control
- Constant pressure control
- Constant speed
- Night mode

PRODUCT DETAILS

- High efficiency ECM technology
- Energy savings
- LED Display for control
- Easy handling and installation
- Plug & Play
- Robust and compact construction for long life
- Automatic venting
- Low noise operation
- Housing with cataphoresis
- NMTC communication module (optionally):
 - Ethernet connection
 - Modbus RTU connection
 - Analog Control input 0 - 10 V
 - 3 digital inputs
 - 1 relay output

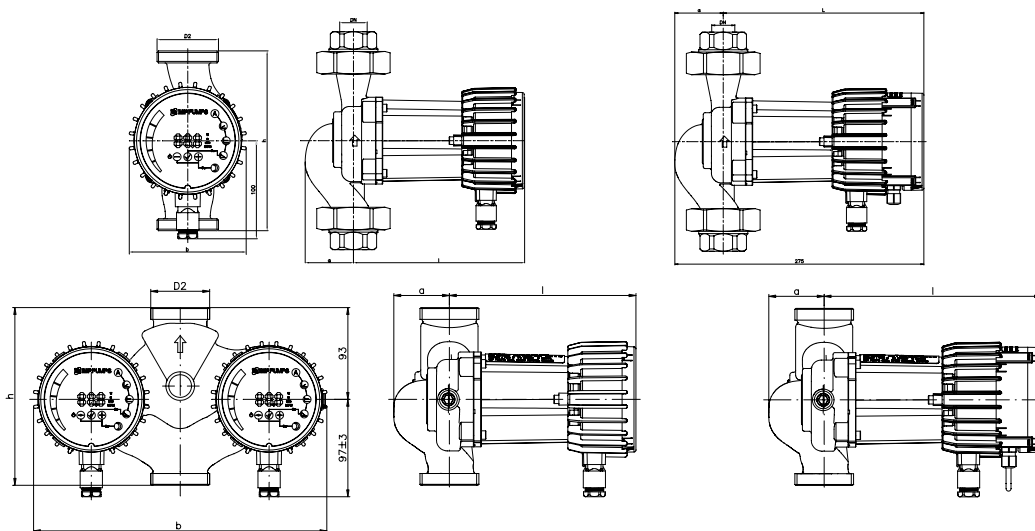
Pump component	Material
Housing	Cast iron
Impeller	PES
Shaft	Stainless steel
Bearings	Graphite
Ventricular wall	Stainless steel
Rotor can	Stainless steel



Pump type	Pipe connection	DN	Fitting length	N. Pressure	Weight	Code
NMT SMART 25/60	Rp 1	25	180 mm	PN 10 bar	4 kg	979523480
NMT SMART 32/60	Rp 1 ¼	32	180 mm	PN 10 bar	4,1 kg	979523481
NMT SMART C 25/60	Rp 1	25	180 mm	PN 10 bar	4,2 kg	979523491
NMT SMART C 32/60	Rp 1 ¼	32	180 mm	PN 10 bar	4,3 kg	979523492
NMTD SMART 32/60	Rp 1 ¼	32	180 mm	PN 10 bar	8,2 kg	979523547
NMTD SMART C 32/60	Rp 1 ¼	32	180 mm	PN 10 bar	8,6 kg	979523555

**NEW
NEW**

Dimensions	h	DN	D2	b	l	a
NMT SMART 25/60	180	25	6/4"	117	190	53
NMT SMART 32/60	180	32	2"	117	190	53
NMT SMART C 25/60	180	25	6/4"	117	222	53
NMT SMART C 32/60	180	32	2"	117	222	53
NMTD SMART 32/60	180	32	2"	297	190	56
NMTD SMART C 32/60	180	32	2"	297	222	56



TECHNICAL DATA

Flow Q up to 9 m³/h

Pressure H up to 6 m

Power 7 - 90 Watt

Nominal pressure 10 bar

Permissible mediums

- Water, mixed with glycol, parameters must be checked in the mixture of water with over 20% of glycol
- Pure non-explosive liquid media free from mineral oils and without solid particles

Permissible temperature range

- Medium temperature from +2 °C to +110 °C with max. surroundings temperature up to +40 °C

Minimum inlet pressure

0,05 bar < 75 °C Temperature of medium

0,28 bar < 90 °C Temperature of medium

Electrical connection

Voltage 1 ~ 230 V, 50/60 Hz

Motor/Electronics

- Motor with permanent magnets
- The energy index EEI ≤ 0,21 - Part 2
- Built-in motor protection
- Degree of protection: IP 44
- Insulation class F



HIGH-EFFICIENCY REGULATED

SMART

THREADED PUMPS NMT SMART -/80

DESCRIPTION

Series of high efficiency wet running ECM rotor circulation pumps with permanent magnets and integrated electronic regulation with which the pumps can adapt to current needs of the system.

- D option, twin pump
- C option with communication module

APPLICATIONS

Used for circulation of water or a mixture of water/glycol in hot water heating systems, air conditioning systems and circulation systems.

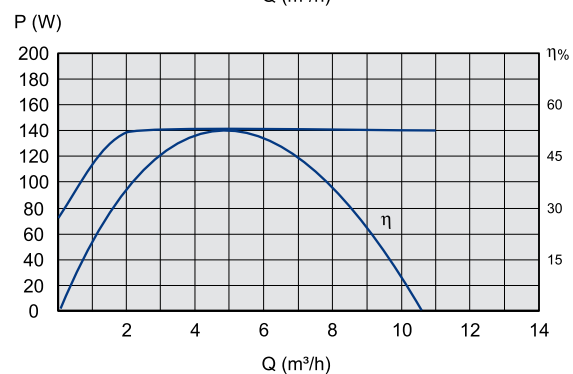
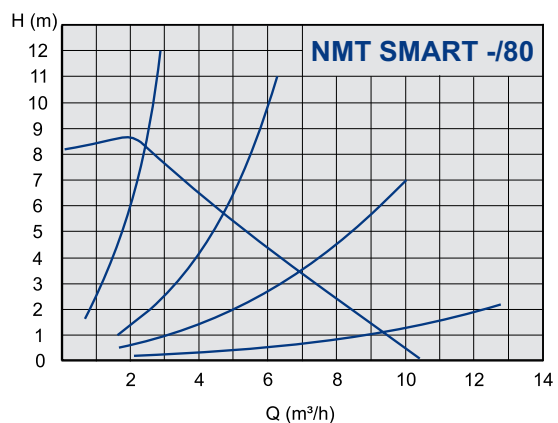
OPERATION

- Auto mode (default)
- Proportional pressure control
- Constant pressure control
- Constant speed
- Night mode

PRODUCT DETAILS

- High efficiency ECM technology
- Energy savings
- LED Display for control
- Easy handling and installation
- Plug & Play
- Robust and compact construction for long life
- Automatic venting
- Low noise operation
- Housing with cataphoresis
- NMTC communication module (optionally):
 - Ethernet connection
 - Modbus RTU connection
 - Analog Control input 0 - 10 V
 - 3 digital inputs
 - 1 relay output

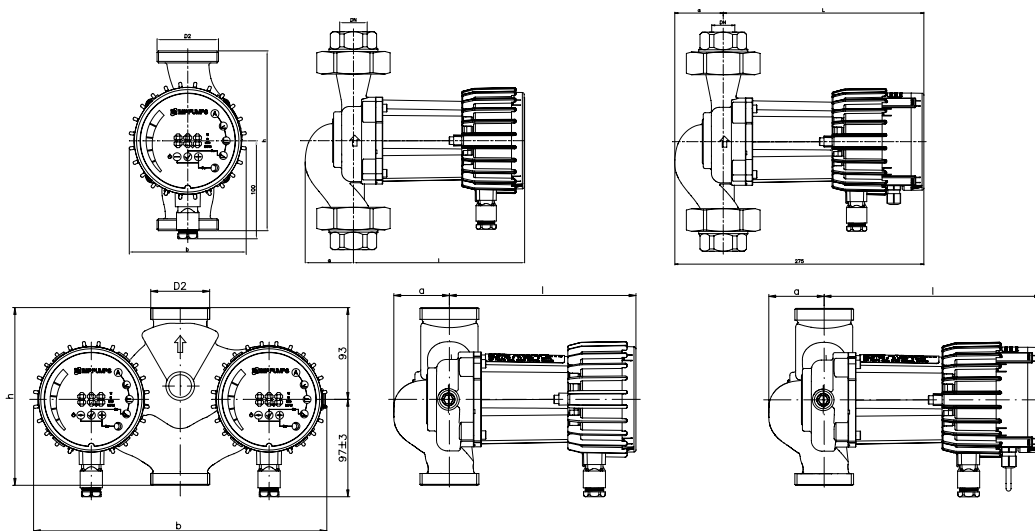
Pump component	Material
Housing	Cast iron
Impeller	PES
Shaft	Stainless steel
Bearings	Graphite
Ventricular wall	Stainless steel
Rotor can	Stainless steel



Pump type	Pipe connection	DN	Fitting length	N. Pressure	Weight	Code
NMT SMART 25/80	Rp 1	25	180 mm	PN 10 bar	4 kg	979523484
NMT SMART 32/80	Rp 1 ¼	32	180 mm	PN 10 bar	4,1 kg	979523485
NMT SMART C 25/80	Rp 1	25	180 mm	PN 10 bar	4,2 kg	979523495
NMT SMART C 32/80	Rp 1 ¼	32	180 mm	PN 10 bar	4,3 kg	979523496
NMTD SMART 32/80	Rp 1 ¼	32	180 mm	PN 10 bar	8,2 kg	979523548
NMTD SMART C 32/80	Rp 1 ¼	32	180 mm	PN 10 bar	8,6 kg	979523556

**NEW
NEW**

Dimensions	h	DN	D2	b	l	a
NMT SMART 25/80	180	25	6/4"	117	190	53
NMT SMART 32/80	180	32	2"	117	190	53
NMT SMART C 25/80	180	25	6/4"	117	222	53
NMT SMART C 32/80	180	32	2"	117	222	53
NMTD SMART 32/80	180	32	2"	297	190	56
NMTD SMART C 32/80	180	32	2"	297	222	56



TECHNICAL DATA

Flow Q up to 10 m³/h

Pressure H up to 8 m

Power 7 - 140 Watt

Nominal pressure 10 bar

Permissible mediums

- Water, mixed with glycol, parameters must be checked in the mixture of water with over 20% of glycol
- Pure non-explosive liquid media free from mineral oils and without solid particles

Permissible temperature range

- Medium temperature from +2 °C to +110 °C with max. surroundings temperature up to +40 °C

Minimum inlet pressure

0,05 bar < 75 °C Temperature of medium

0,28 bar < 90 °C Temperature of medium

Electrical connection

Voltage 1 ~ 230 V, 50/60 Hz

Motor/Electronics

- Motor with permanent magnets
- The energy index EEI ≤ 0,21 - Part 2
- Built-in motor protection
- Degree of protection: IP 44
- Insulation class F



HIGH-EFFICIENCY REGULATED

SMART

THREADED PUMPS NMT SMART -/100

DESCRIPTION

Series of high efficiency wet running ECM rotor circulation pumps with permanent magnets and integrated electronic regulation with which the pumps can adapt to current needs of the system.

- D option, twin pump
- C option with communication module

APPLICATIONS

Used for circulation of water or a mixture of water/glycol in hot water heating systems, air conditioning systems and circulation systems.

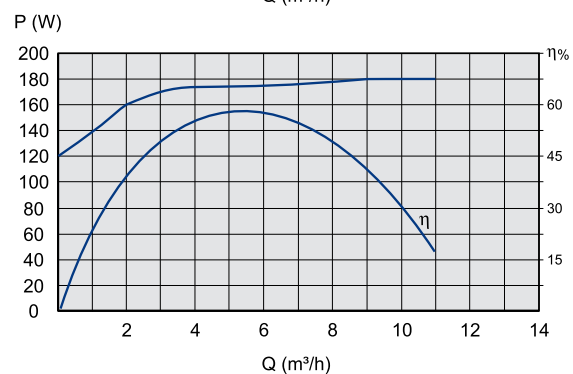
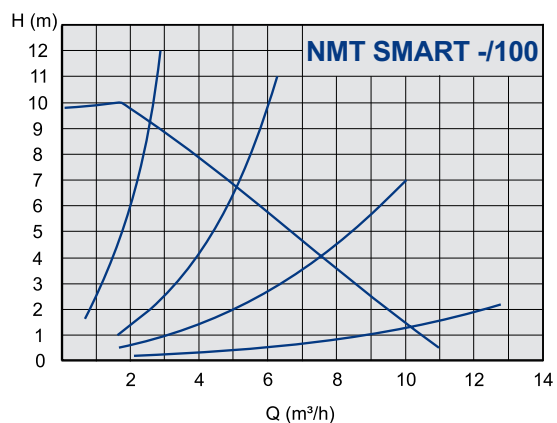
OPERATION

- Auto mode (default)
- Proportional pressure control
- Constant pressure control
- Constant speed
- Night mode

PRODUCT DETAILS

- High efficiency ECM technology
- Energy savings
- LED Display for control
- Easy handling and installation
- Plug & Play
- Robust and compact construction for long life
- Automatic venting
- Low noise operation
- Housing with cataphoresis
- NMTC communication module (optionally):
 - Ethernet connection
 - Modbus RTU connection
 - Analog Control input 0 - 10 V
 - 3 digital inputs
 - 1 relay output

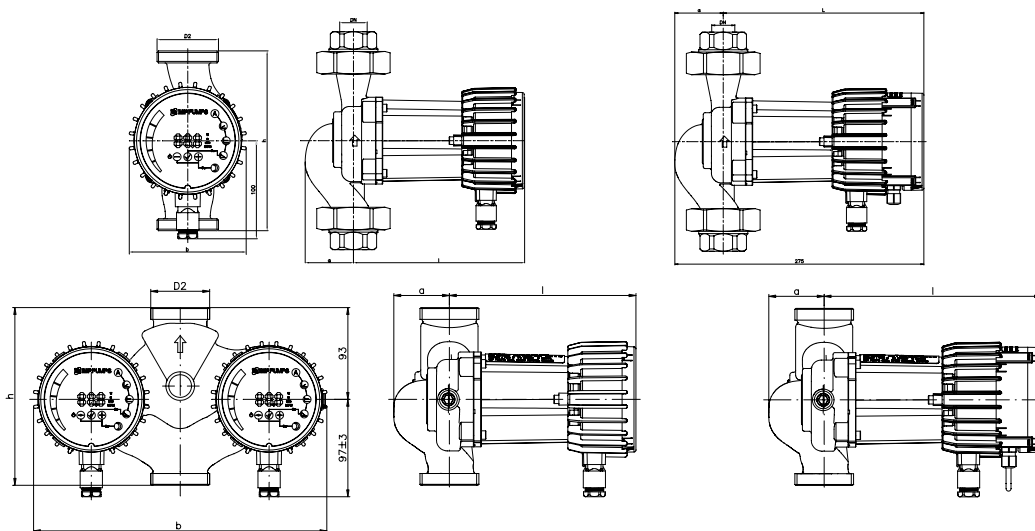
Pump component	Material
Housing	Cast iron
Impeller	PES
Shaft	Stainless steel
Bearings	Graphite
Ventricular wall	Stainless steel
Rotor can	Stainless steel



Pump type	Pipe connection	DN	Fitting length	N. Pressure	Weight	Code
NMT SMART 25/100	Rp 1	25	180 mm	PN 10 bar	4 kg	979523301
NMT SMART 32/100	Rp 1 ¼	32	180 mm	PN 10 bar	4,1 kg	979523216
NMT SMART C 25/100	Rp 1	25	180 mm	PN 10 bar	4,2 kg	979523371
NMT SMART C 32/100	Rp 1 ¼	32	180 mm	PN 10 bar	4,3 kg	979523367
NMTD SMART 32/100	Rp 1 ¼	32	180 mm	PN 10 bar	8,2 kg	979523549
NMT SMART C 32/100	Rp 1 ¼	32	180 mm	PN 10 bar	8,6 kg	979523557

**NEW
NEW**

Dimensions	h	DN	D2	b	l	a
NMT SMART 25/100	180	25	6/4"	117	190	53
NMT SMART 32/100	180	32	2"	117	190	53
NMT SMART C 25/100	180	25	6/4"	117	222	53
NMT SMART C 32/100	180	32	2"	117	222	53
NMTD SMART 32/100	180	32	2"	297	190	56
NMTD SMART C 32/100	180	32	2"	297	222	56



TECHNICAL DATA

Flow Q up to 11 m³/h

Pressure H up to 10 m

Power 7 - 180 Watt

Nominal pressure 10 bar

Permissible mediums

- Water, mixed with glycol, parameters must be checked in the mixture of water with over 20% of glycol
- Pure non-explosive liquid media free from mineral oils and without solid particles

Permissible temperature range

- Medium temperature from +2 °C to +110 °C with max. surroundings temperature up to +40 °C

Minimum inlet pressure

0,05 bar < 75 °C Temperature of medium

0,28 bar < 90 °C Temperature of medium

Electrical connection

Voltage 1 ~ 230 V, 50/60 Hz

Motor/Electronics

- Motor with permanent magnets
- The energy index EEI ≤ 0,21 - Part 2
- Built-in motor protection
- Degree of protection: IP 44
- Insulation class F



NEW

**HIGH-EFFICIENCY REGULATED
THREADED PUMPS NMT SMART -/120** **SMART**

DESCRIPTION

Series of high efficiency wet running ECM rotor circulation pumps with permanent magnets and integrated electronic regulation with which the pumps can adapt to current needs of the system.

- D option, twin pump
- C option with communication module

APPLICATIONS

Used for circulation of water or a mixture of water/glycol in hot water heating systems, air conditioning systems and circulation systems.

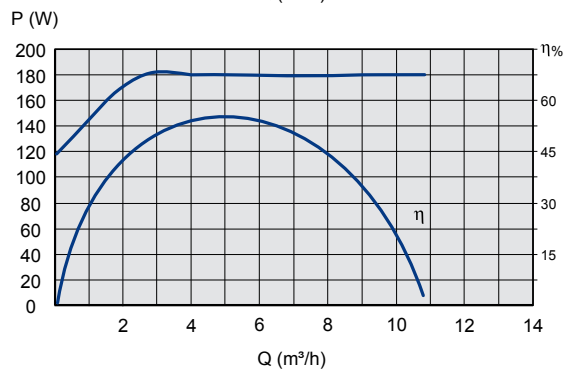
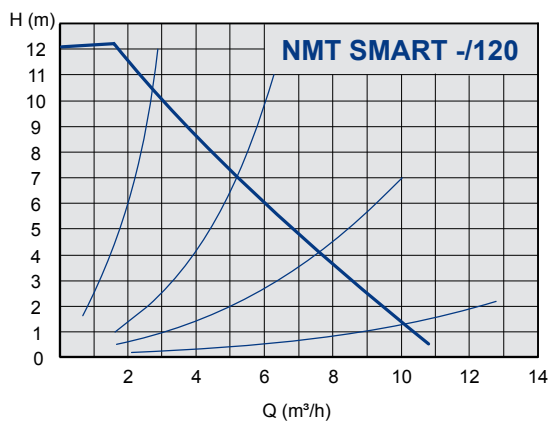
OPERATION

- Auto mode (default)
- Proportional pressure control
- Constant pressure control
- Constant speed
- Night mode

PRODUCT DETAILS

- High efficiency ECM technology
- Energy savings
- LED Display for control
- Easy handling and installation
- Plug & Play
- Robust and compact construction for long life
- Automatic venting
- Low noise operation
- Housing with cataphoresis
- NMTC communication module (optionally):
 - Ethernet connection
 - Modbus RTU connection
 - Analog Control input 0 - 10 V
 - 3 digital inputs
 - 1 relay output

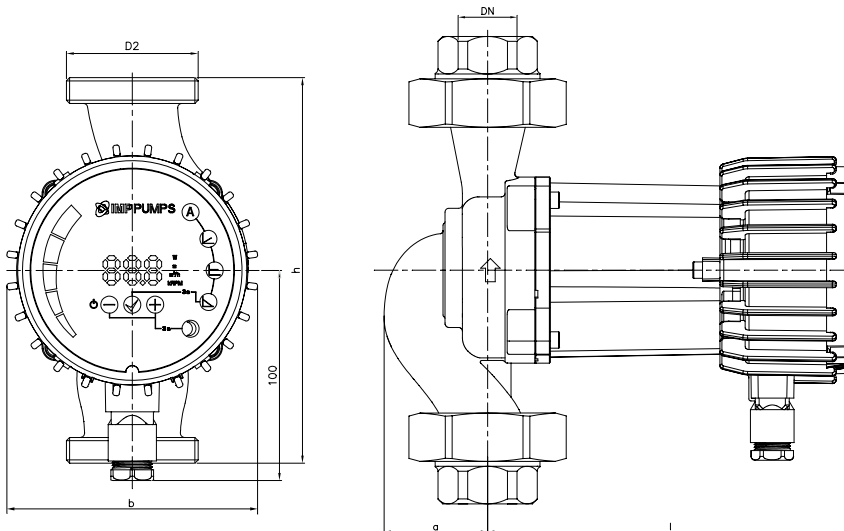
Pump component	Material
Housing	Cast iron
Impeller	PES
Shaft	Stainless steel
Bearings	Graphite
Ventricular wall	Stainless steel
Rotor can	Stainless steel



Pump type	Pipe connection	DN	Fitting length	N. Pressure	Weight	Code
NMT SMART 25/120	Rp 1	25	180 mm	PN 10 bar	4 kg	979523664
NMT SMART 32/120	Rp 1 ¼	32	180 mm	PN 10 bar	4,1 kg	

Dimensions	h	DN	D2	b	l	a
NMT SMART 25/120	180	25	6/4"	117	190	53
NMT SMART 32/120	180	32	2"	117	190	53

**NEW
NEW**



TECHNICAL DATA

Flow Q up to 11 m³/h
 Pressure H up to 12 m
 Power 7 - 180 Watt
 Nominal pressure 10 bar

Permissible mediums

- Water, mixed with glycol, parameters must be checked in the mixture of water with over 20% of glycol
- Pure non-explosive liquid media free from mineral oils and without solid particles

Permissible temperature range

- Medium temperature from +2 °C to +110 °C with max. surroundings temperature up to +40 °C

Minimum inlet pressure

0,05 bar < 75 °C Temperature of medium
 0,28 bar < 90 °C Temperature of medium

Electrical connection

Voltage 1 ~ 230 V, 50/60 Hz

Motor/Electronics

- Motor with permanent magnets
- The energy index EEI ≤ 0,21 - Part 2
- Built-in motor protection
- Degree of protection: IP 44
- Insulation class F



HIGH-EFFICIENCY REGULATED

SMART

FLANGED PUMP NMT SMART -/40F

DESCRIPTION

Series of high efficiency wet running ECM rotor circulation pumps with permanent magnets and integrated electronic regulation with which the pumps can adapt to current needs of the system.

- D option, twin pump
- C option with communication module

APPLICATIONS

Used for circulation of water or a mixture of water/glycol in hot water heating systems, air conditioning systems and circulation systems.

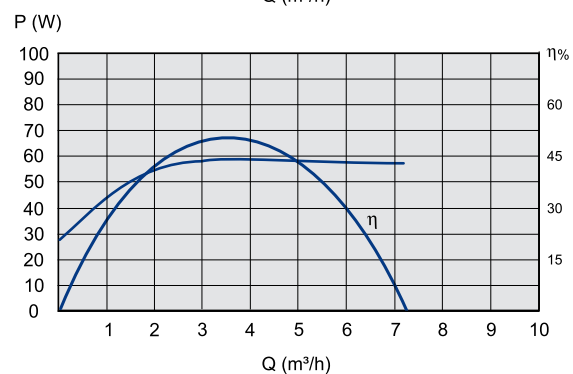
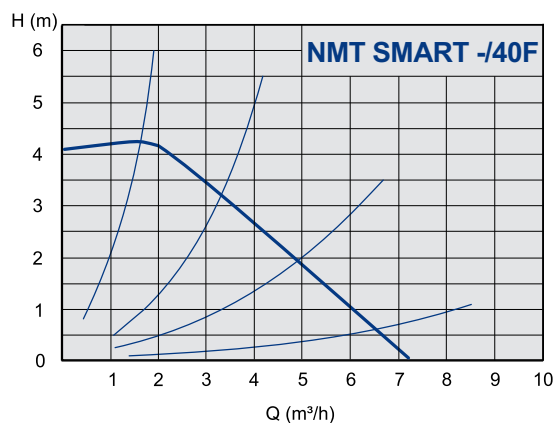
OPERATION

- Auto mode (default)
- Proportional pressure control
- Constant pressure control
- Constant speed
- Night mode

PRODUCT DETAILS

- High efficiency ECM technology
- Energy savings
- LED Display for control
- Easy handling and installation
- Plug & Play
- Robust and compact construction for long life
- Automatic venting
- Low noise operation
- Housing with cataphoresis
- NMTC communication module (optionally):
 - Ethernet connection
 - Modbus RTU connection
 - Analog Control input 0 - 10 V
 - 3 digital inputs
 - 1 relay output

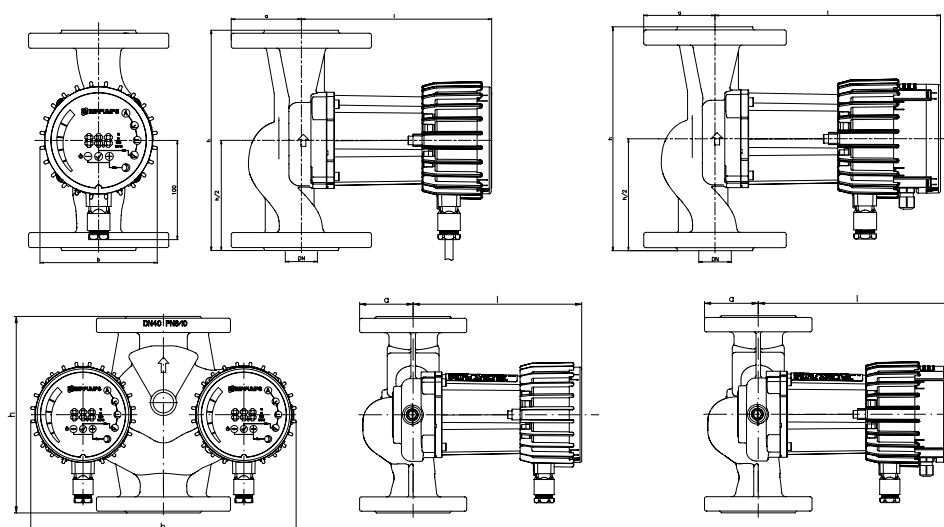
Pump component	Material
Housing	Cast iron
Impeller	PES
Shaft	Stainless steel
Bearings	Graphite
Ventricular wall	Stainless steel
Rotor can	Stainless steel



**NEW
NEW**

Pump type	DN	Fitting length	N. Pressure	Weight	Code
NMT SMART 32/40F	32	220 mm	PN 6/10 bar	7,4 kg	979523479
NMT SMART 40/40F	40	220 mm	PN 6/10 bar	8,5 kg	979523514
NMT SMART C 32/40F	32	220 mm	PN 6/10 bar	7,6 kg	979523490
NMT SMART C 40/40F	40	220 mm	PN 6/10 bar	8,7 kg	979523515
NMTD SMART 40/40F	32	220 mm	PN 6/10 bar	12,3 kg	979523550
NMTD SMART C 40/40F	32	220 mm	PN 6/10 bar	12,7 kg	979523558

Dimensions	h	DN	b	l	a
NMT SMART 32/40F	220	32	117	190	70
NMT SMART 40/40F	220	40	117	190	75
NMT SMART C 32/40F	220	32	117	222	70
NMT SMART C 40/40F	220	40	117	222	75
NMTD SMART 40/40F	220	40	297	190	56
NMTD SMART C 40/40F	220	40	297	222	56



TECHNICAL DATA

Flow Q up to 7,5 m³/h

Pressure H up to 4 m

Power 7 - 60 Watt

Nominal pressure PN 6/10 bar

Permissible mediums

- Water, mixed with glycol, parameters must be checked in the mixture of water with over 20% of glycol
- Pure non-explosive liquid media free from mineral oils and without solid particles

Permissible temperature range

- Medium temperature from +2 °C to +110 °C with max. surroundings temperature up to +40 °C

Minimum inlet pressure

0,05 bar < 75 °C Temperature of medium

0,28 bar < 90 °C Temperature of medium

Electrical connection

Voltage 1 ~ 230 V, 50/60 Hz

Motor/Electronics

- Motor with permanent magnets
- The energy index EEI ≤ 0,21 - Part 2
- Built-in motor protection
- Degree of protection: IP 44
- Insulation class F



HIGH-EFFICIENCY REGULATED

SMART

FLANGED PUMP NMT SMART -/60F

DESCRIPTION

Series of high efficiency wet running ECM rotor circulation pumps with permanent magnets and integrated electronic regulation with which the pumps can adapt to current needs of the system.

- D option, twin pump
- C option with communication module

APPLICATIONS

Used for circulation of water or a mixture of water/glycol in hot water heating systems, air conditioning systems and circulation systems.

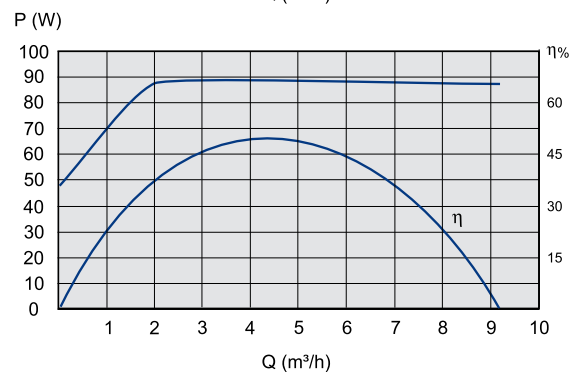
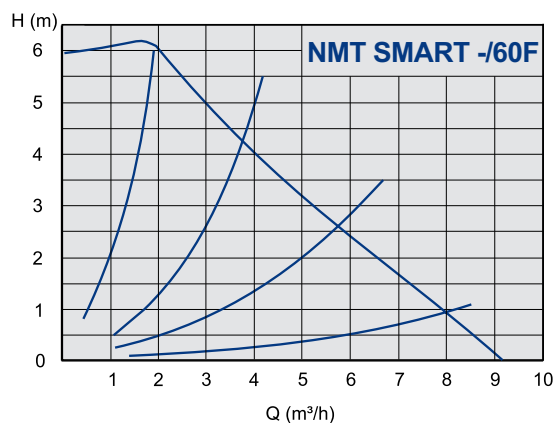
OPERATION

- Auto mode (default)
- Proportional pressure control
- Constant pressure control
- Constant speed
- Night mode

PRODUCT DETAILS

- High efficiency ECM technology
- Energy savings
- LED Display for control
- Easy handling and installation
- Plug & Play
- Robust and compact construction for long life
- Automatic venting
- Low noise operation
- Housing with cataphoresis
- NMTC communication module (optionally):
 - Ethernet connection
 - Modbus RTU connection
 - Analog Control input 0 - 10 V
 - 3 digital inputs
 - 1 relay output

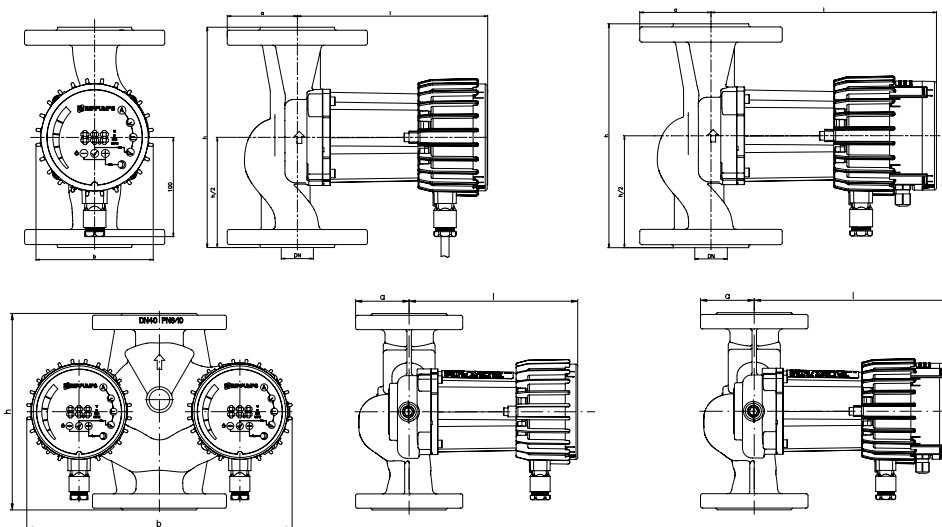
Pump component	Material
Housing	Cast iron
Impeller	PES
Shaft	Stainless steel
Bearings	Graphite
Ventricular wall	Stainless steel
Rotor can	Stainless steel



Pump type	DN	Fitting length	N. Pressure	Weight	Code
NMT SMART 32/60F	32	220 mm	PN 6/10 bar	7,4 kg	979523482
NMT SMART 40/60F	40	220 mm	PN 6/10 bar	8,5 kg	979523483
NMT SMART C 32/60F	32	220 mm	PN 6/10 bar	7,6 kg	979523493
NMT SMART C 40/60F	40	220 mm	PN 6/10 bar	8,7 kg	979523494
NMTD SMART 40/60F	40	220 mm	PN 6/10 bar	12,3 kg	979523551
NMTD SMART C 40/60F	40	220 mm	PN 6/10 bar	12,7 kg	979523559

**NEW
NEW**

Dimensions	h	DN	b	l	a
NMT SMART 32/60F	220	32	117	190	70
NMT SMART 40/60F	220	40	117	190	75
NMT SMART C 32/60F	220	32	117	222	70
NMT SMART C 40/60F	220	40	117	222	75
NMTD SMART 40/60F	220	40	297	190	56
NMTD SMART C 40/60F	220	40	297	222	56



TECHNICAL DATA

Flow Q up to 9 m³/h

Pressure H up to 6 m

Power 7 - 90 Watt

Nominal pressure PN 6/10 bar

Permissible mediums

- Water, mixed with glycol, parameters must be checked in the mixture of water with over 20% of glycol
- Pure non-explosive liquid media free from mineral oils and without solid particles

Permissible temperature range

- Medium temperature from +2 °C to +110 °C with max. surroundings temperature up to +40 °C

Minimum inlet pressure

0,05 bar < 75 °C Temperature of medium

0,28 bar < 90 °C Temperature of medium

Electrical connection

Voltage 1 ~ 230 V, 50/60 Hz

Motor/Electronics

- Motor with permanent magnets
- The energy index EEI ≤ 0,21 - Part 2
- Built-in motor protection
- Degree of protection: IP 44
- Insulation class F



HIGH-EFFICIENCY REGULATED

SMART

FLANGED PUMP NMT SMART -/80F

DESCRIPTION

Series of high efficiency wet running ECM rotor circulation pumps with permanent magnets and integrated electronic regulation with which the pumps can adapt to current needs of the system.

- D option, twin pump
- C option with communication module

APPLICATIONS

Used for circulation of water or a mixture of water/glycol in hot water heating systems, air conditioning systems and circulation systems.

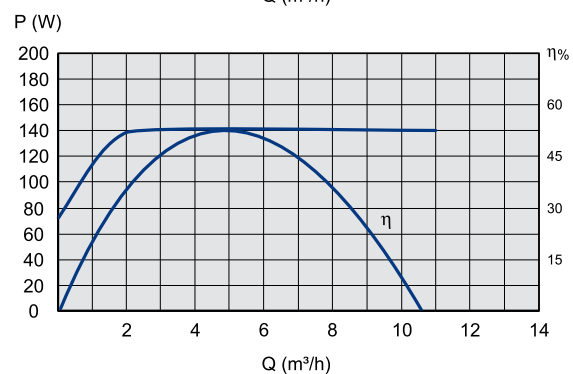
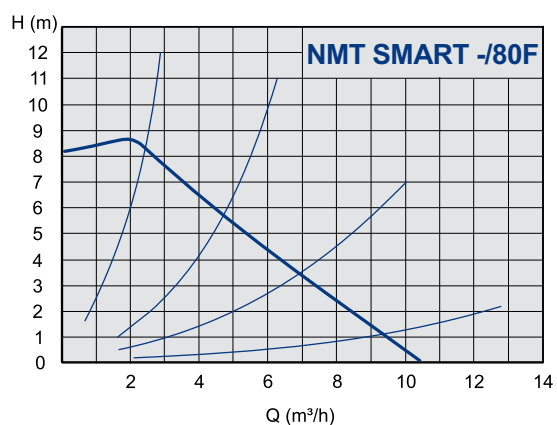
OPERATION

- Auto mode (default)
- Proportional pressure control
- Constant pressure control
- Constant speed
- Night mode

PRODUCT DETAILS

- High efficiency ECM technology
- Energy savings
- LED Display for control
- Easy handling and installation
- Plug & Play
- Robust and compact construction for long life
- Automatic venting
- Low noise operation
- Housing with cataphoresis
- NMTC communication module (optionally):
 - Ethernet connection
 - Modbus RTU connection
 - Analog Control input 0 - 10 V
 - 3 digital inputs
 - 1 relay output

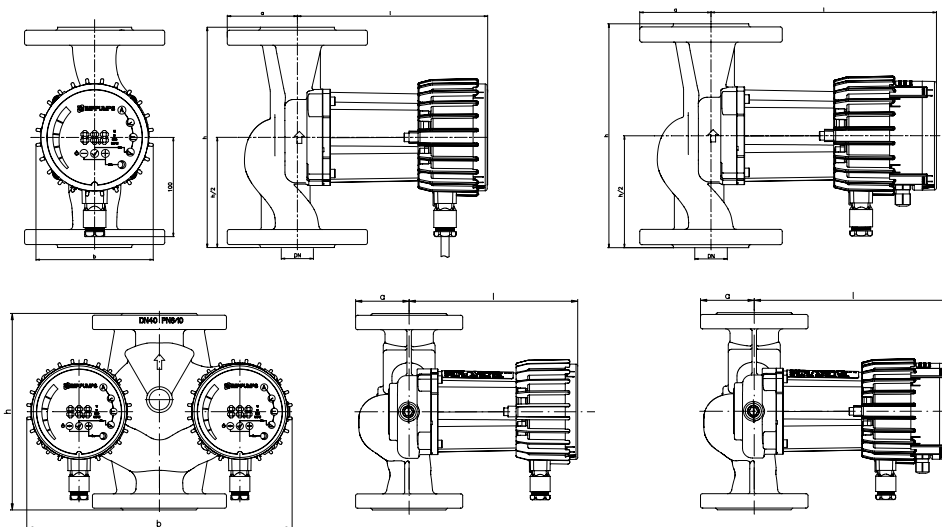
Pump component	Material
Housing	Cast iron
Impeller	PES
Shaft	Stainless steel
Bearings	Graphite
Ventricular wall	Stainless steel
Rotor can	Stainless steel



Pump type	DN	Fitting length	N. Pressure	Weight	Code
NMT SMART 32/80F	32	220 mm	PN 6/10 bar	7,4 kg	979523486
NMT SMART 40/80F	40	220 mm	PN 6/10 bar	8,5 kg	979523487
NMT SMART C 32/80F	32	220 mm	PN 6/10 bar	7,6 kg	979523497
NMT SMART C 40/80F	40	220 mm	PN 6/10 bar	8,7 kg	979523498
NMTD SMART 40/80F	40	220 mm	PN 6/10 bar	12,3 kg	979523552
NMTD SMART C 40/80F	40	220 mm	PN 6/10 bar	12,7 kg	979523560

**NEW
NEW**

Dimensions	h	DN	b	l	a
NMT SMART 32/80F	220	32	117	190	70
NMT SMART 40/80F	220	40	117	190	75
NMT SMART C 32/80F	220	32	117	222	70
NMT SMART C 40/80F	220	40	117	222	75
NMTD SMART 40/80F	220	40	297	190	56
NMTD SMART C 40/80F	220	40	297	222	56



TECHNICAL DATA

Flow Q up to 10 m³/h

Pressure H up to 8 m

Power 7 - 140 Watt

Nominal pressure PN 6/10 bar

Permissible mediums

- Water, mixed with glycol, parameters must be checked in the mixture of water with over 20% of glycol
- Pure non-explosive liquid media free from mineral oils and without solid particles

Permissible temperature range

- Medium temperature from +2 °C to +110 °C with max. surroundings temperature up to +40 °C

Minimum inlet pressure

0,05 bar < 75 °C Temperature of medium

0,28 bar < 90 °C Temperature of medium

Electrical connection

Voltage 1 ~ 230 V, 50/60 Hz

Motor/Electronics

- Motor with permanent magnets
- The energy index EEI ≤ 0,21 - Part 2
- Built-in motor protection
- Degree of protection: IP 44
- Insulation class F



HIGH-EFFICIENCY REGULATED

SMART

FLANGED PUMP NMT SMART -/100F

DESCRIPTION

Series of high efficiency wet running ECM rotor circulation pumps with permanent magnets and integrated electronic regulation with which the pumps can adapt to current needs of the system.

- D option, twin pump
- C option with communication module

APPLICATIONS

Used for circulation of water or a mixture of water/glycol in hot water heating systems, air conditioning systems and circulation systems.

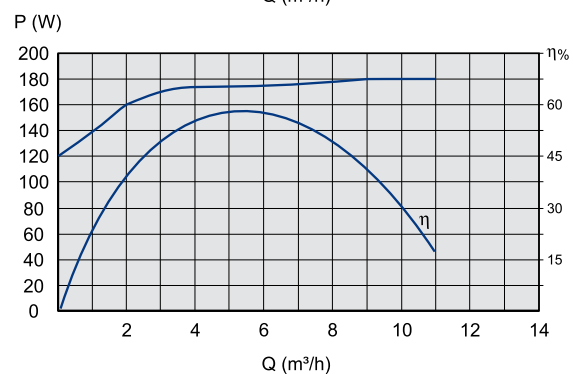
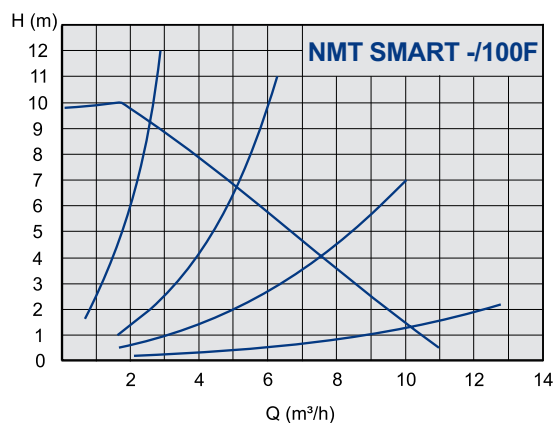
OPERATION

- Auto mode (default)
- Proportional pressure control
- Constant pressure control
- Constant speed
- Night mode

PRODUCT DETAILS

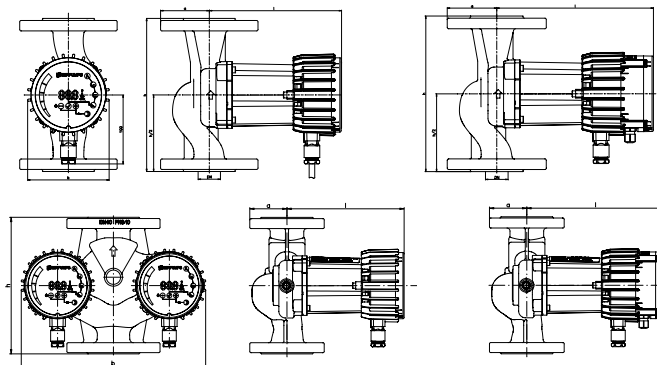
- High efficiency ECM technology
- Energy savings
- LED Display for control
- Easy handling and installation
- Plug & Play
- Robust and compact construction for long life
- Automatic venting
- Low noise operation
- Housing with cataphoresis
- NMTC communication module (optionally):
 - Ethernet connection
 - Modbus RTU connection
 - Analog Control input 0 - 10 V
 - 3 digital inputs
 - 1 relay output

Pump component	Material
Housing	Cast iron
Impeller	PES
Shaft	Stainless steel
Bearings	Graphite
Ventricular wall	Stainless steel
Rotor can	Stainless steel



Pump type	DN	Fitting length	N. Pressure	Weight	Code
NMT SMART 32/100F	32	220 mm	PN 6/10 bar	7,4 kg	979523284
NMT SMART 40/100F	40	220 mm	PN 6/10 bar	8,5 kg	979523285
NMT SMART 50/100F	50	240 mm	PN 6/10 bar	9,8 kg	979523286
NMT SMART C 32/100F	32	220 mm	PN 6/10 bar	7,6 kg	979523368
NMT SMART C 40/100F	40	220 mm	PN 6/10 bar	8,7 kg	979523369
NMT SMART C 50/100F	50	240 mm	PN 6/10 bar	10 kg	979523370
NMTD SMART 40/100F	40	220 mm	PN 6/10 bar	12,3 kg	979523553
NMTD SMART C 40/100F	40	220 mm	PN 6/10 bar	12,7 kg	979523561

Dimensions	h	DN	b	l	a
NMT SMART 32/100F	220	32	117	190	70
NMT SMART 40/100F	220	40	117	190	75
NMT SMART 50/100F	240	50	117	190	82,5
NMT SMART C 32/100F	220	32	117	222	70
NMT SMART C 40/100F	220	40	117	222	75
NMT SMART C 50/100F	240	50	117	222	82,5
NMTD SMART 40/100F	220	40	297	190	56
NMTD SMART C 40/100F	220	40	297	222	56



TECHNICAL DATA

Flow Q up to 11 m³/h

Pressure H up to 10 m

Power 7 - 180 Watt

Nominal pressure PN 6/10 bar

Permissible mediums

- Water, mixed with glycol, parameters must be checked in the mixture of water with over 20% of glycol
- Pure non-explosive liquid media free from mineral oils and without solid particles

Permissible temperature range

- Medium temperature from +2 °C to +110 °C with max. surroundings temperature up to +40 °C

Minimum inlet pressure

0,05 bar < 75 °C Temperature of medium

0,28 bar < 90 °C Temperature of medium

Electrical connection

Voltage 1 ~ 230 V, 50/60 Hz

Motor/Electronics

- Motor with permanent magnets
- The energy index EEI ≤ 0,21 - Part 2
- Built-in motor protection
- Degree of protection: IP 44
- Insulation class F

NEW
NEW



HIGH-EFFICIENCY REGULATED FLANGED PUMP NMT MAX -/120F

MAX

DESCRIPTION

Series of high efficiency wet running ECM rotor circulation pumps with permanent magnets and integrated electronic regulation with which the pumps can adapt to current needs of the system.

- D option, twin pump
- C option with communication module

APPLICATIONS

Used for circulation of water or a mixture of water/glycol in hot water heating systems, air conditioning systems and circulation systems.

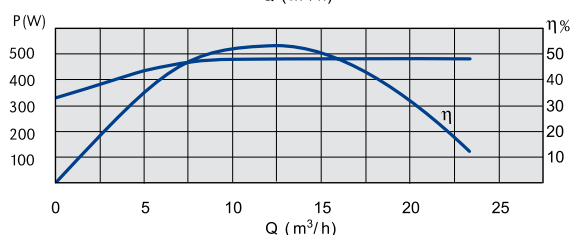
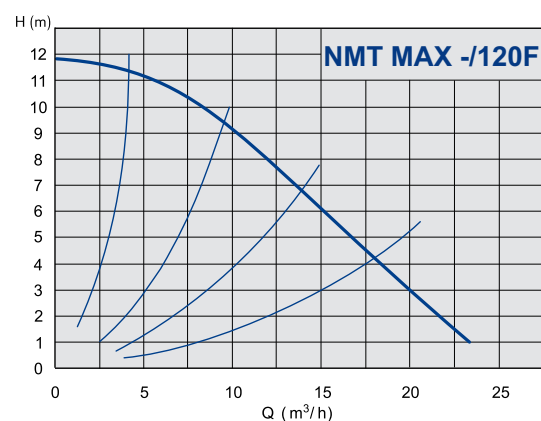
OPERATION

- Auto mode (default)
- Proportional pressure control
- Constant pressure control
- Constant speed
- Night mode

PRODUCT DETAILS

- High efficiency ECM technology
- Energy savings
- LED Display for control
- Easy handling and installation
- Plug & Play
- Robust and compact construction for long life
- Automatic venting
- Low noise operation
- Housing with cataphoresis
- NMTC communication module (optionally):
 - Ethernet connection
 - Modbus RTU connection
 - Analog Control input 0 - 10 V
 - 3 digital inputs
 - 1 relay output

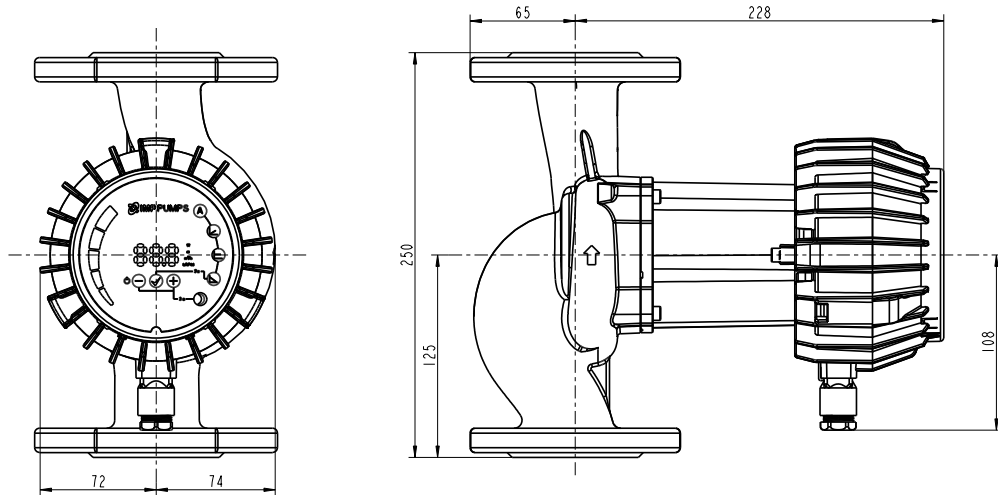
Pump component	Material
Housing	Cast iron
Impeller	PES
Shaft	Stainless steel
Bearings	Graphite
Ventricular wall	Stainless steel
Rotor can	Stainless steel



Pump type	DN	Fitting length	N. Pressure	Weight	Code
NMT MAX 40/120F	40	250 mm	PN 6/10 bar	9,0 kg	979523502
NMT MAX C 40/120F	40	250 mm	PN 6/10 bar	9,4 kg	979523503

Dimensions	h	DN	b	l	a
NMT MAX 40/120F	250	40	146	282	65
NMT MAX C 40/120F	250	40	146	260	65

NEW
NEW



TECHNICAL DATA

Flow Q up to 23 m³/h

Pressure H up to 12 m

Power 25 - 480 Watt

Nominal pressure PN 6/10 bar

Permissible mediums

- Water, mixed with glycol, parameters must be checked in the mixture of water with over 20% of glycol
- Pure non-explosive liquid media free from mineral oils and without solid particles

Permissible temperature range

- Medium temperature from +2 °C to +110 °C with max. surroundings temperature up to +40 °C

Minimum inlet pressure

0,05 bar < 75 °C Temperature of medium

0,28 bar < 90 °C Temperature of medium

Electrical connection

Voltage 1 ~ 230 V, 50/60 Hz

Motor/Electronics

- Motor with permanent magnets
- The energy index EEI ≤ 0,21 - Part 2
- Built-in motor protection
- Degree of protection: IP 44
- Insulation class F



HIGH-EFFICIENCY REGULATED FLANGED PUMP NMT 40F

NMT

DESCRIPTION

Series of high efficiency wet running ECM rotor circulation pumps with permanent magnets and integrated electronic regulation with which the pumps can adapt to current needs of the system. Setting the pump and overview of the current parameters via ethernet.

- SAN option for use in domestic hot water circulating systems
- D option, twin pump

APPLICATIONS

Used for circulation of water or a mixture of water/glycol in hot water heating systems, air conditioning systems and circulation systems.

OPERATION

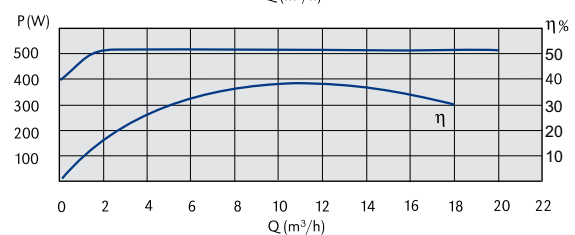
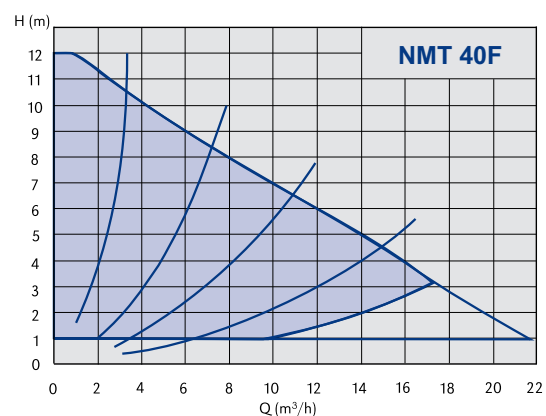
Δp -Proportional pressure control

The pump proportionally adjust the pressure, according to system resistance. Guaranteeing minimal power and energy consumptions.

PRODUCT DETAILS

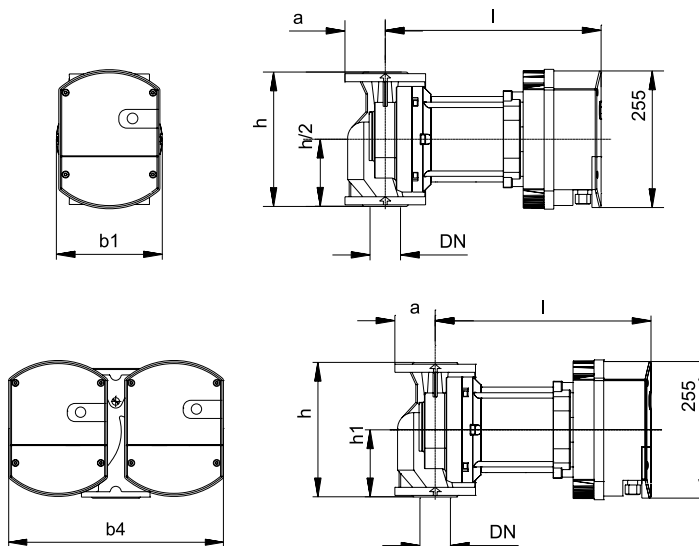
- Efficiency ECM technology
- Energy savings
- Easy handling and installation
- Robust and compact construction for long life
- Automatic venting
- Silent operation
- Housing with cataphoresis

Pump component	Material
Housing	Cast iron
Impeller	Stainless steel
Shaft	Stainless steel
Bearings	Graphite
Separating bush	Stainless steel
Rotor can	Stainless steel



Pump type	DN	Fitting length	N. Pressure	Weight	Code
NMT 40F	40	250 mm	PN 6/10 bar	24 kg	979522736
NMTD 40F	40	250 mm	PN 6/10 bar	47 kg	979522744
NMT SAN 40F	40	250 mm	PN 6/10 bar	26 kg	979523199

Dimensions	h	DN	b1	b4	l	a
NMT 40F	250	40	198		321	65
NMTD 40F	250	40		403	321	65
NMT SAN 40F	250	40	198		321	65



TECHNICAL DATA

Flow Q up to 25 m³/h

Pressure H up to 12 m

Power 20 - 500 Watt

Nominal pressure PN 6/10 bar

Permissible mediums

- Water, mixed with glycol, parameters must be checked in the mixture of water with over 20% of glycol
- Pure non-explosive liquid media free from mineral oils and without solid particles

Permissible temperature range

- Medium temperature from -10 °C to +110 °C (NMT SAN +5 °C to +65 °C) with max. surroundings temperature up to +40 °C

Minimum inlet pressure

0,5 bar < 50 °C Temperature of medium

0,8 bar < 80 °C Temperature of medium

1,4 bar < 110 °C Temperature of medium

Electrical connection

Voltage 1 ~ 230 V, 50/60 Hz

Motor/Electronics

- Motor with permanent magnets
- The energy index EEI ≤ 0,27 - Part 2
- Built-in motor protection
- Methods of control:
 - Current control (limit current)
 - Power control (limit power)
 - Constant pressure control (Δp -c)
 - Proportional pressure control (Δp -v)
 - Option settings QH curve at fixed speeds
 - Constant speed
- Degree of protection: IP 44
- Insulation class H



HIGH-EFFICIENCY REGULATED FLANGED PUMP NMT 50F

NMT

DESCRIPTION

Series of high efficiency wet running ECM rotor circulation pumps with permanent magnets and integrated electronic regulation with which the pumps can adapt to current needs of the system. Setting the pump and overview of the current parameters via ethernet.

- SAN option for use in domestic hot water circulating systems
- D option, twin pump

APPLICATIONS

Used for circulation of water or a mixture of water/glycol in hot water heating systems, air conditioning systems and circulation systems.

OPERATION

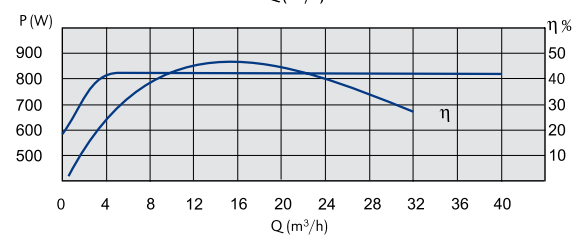
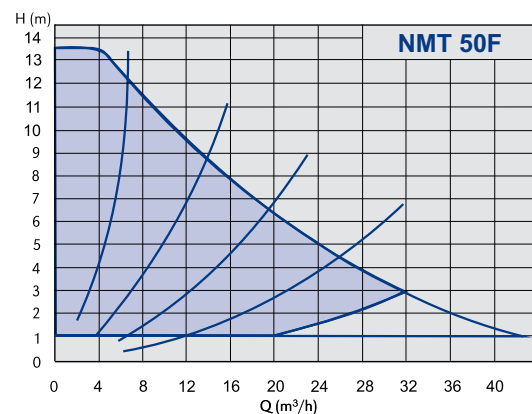
Δp -Proportional pressure control

The pump proportionally adjust the pressure, according to system resistance. Guaranteeing minimal power and energy consumptions.

PRODUCT DETAILS

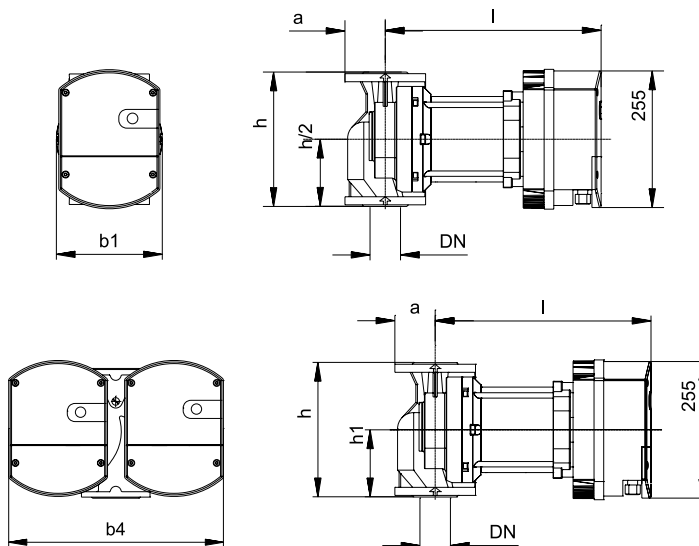
- Efficiency ECM technology
- Energy savings
- Easy handling and installation
- Robust and compact construction for long life
- Automatic venting
- Silent operation
- Housing with cataphoresis

Pump component	Material
Housing	Cast iron
Impeller	Stainless steel
Shaft	Stainless steel
Bearings	Graphite
Separating bush	Stainless steel
Rotor can	Stainless steel



Pump type	DN	Fitting length	N. Pressure	Weight	Code
NMT 50F	50	280 mm	PN 6/10 bar	31 kg	979522737
NMTD 50F	50	280 mm	PN 6/10 bar	60 kg	979522745
NMT SAN 50F	50	280 mm	PN 6/10 bar	33 kg	979523200

Dimensions	h	DN	b1	b4	l	a
NMT 50F	280	50	200		355	70
NMTD 50F	280	50		403	355	70
NMT SAN 50F	280	50	200		355	70



TECHNICAL DATA

Flow Q up to 39 m³/h

Pressure H up to 13 m

Power 26 - 800 Watt

Nominal pressure PN 6/10 bar

Permissible mediums

- Water, mixed with glycol, parameters must be checked in the mixture of water with over 20% of glycol
- Pure non-explosive liquid media free from mineral oils and without solid particles

Permissible temperature range

- Medium temperature from -10 °C to +110 °C (NMT SAN +5 °C to +65 °C) with max. surroundings temperature up to +40 °C

Minimum inlet pressure

0,5 bar < 50 °C Temperature of medium

0,8 bar < 80 °C Temperature of medium

1,4 bar < 110 °C Temperature of medium

Electrical connection

Voltage 1 ~ 230 V, 50/60 Hz

Motor/Electronics

- Motor with permanent magnets
- The energy index EEI ≤ 0,26 - Part 2
- Built-in motor protection
- Methods of control:
 - Current control (limit current)
 - Power control (limit power)
 - Constant pressure control (Δp-c)
 - Proportional pressure control (Δp-v)
 - Option settings QH curve at fixed speeds
 - Constant speed
- Degree of protection: IP 44
- Insulation class H



HIGH-EFFICIENCY REGULATED FLANGED PUMP NMT 65F

NMT

DESCRIPTION

Series of high efficiency wet running ECM rotor circulation pumps with permanent magnets and integrated electronic regulation with which the pumps can adapt to current needs of the system. Setting the pump and overview of the current parameters via ethernet.

- SAN option for use in domestic hot water circulating systems
- D option, twin pump

APPLICATIONS

Used for circulation of water or a mixture of water/glycol in hot water heating systems, air conditioning systems and circulation systems.

OPERATION

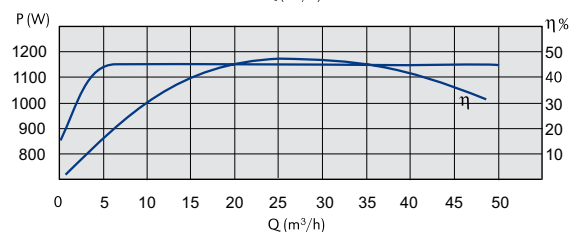
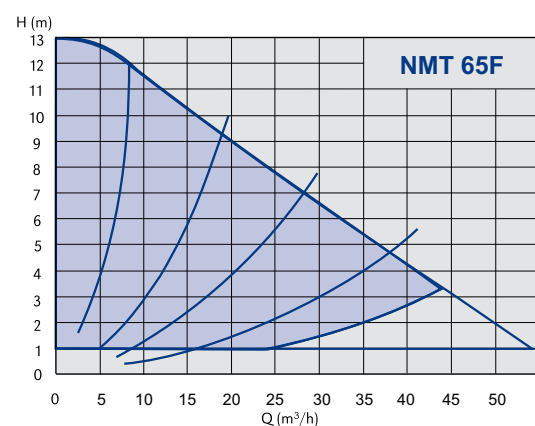
Δp -Proportional pressure control

The pump proportionally adjust the pressure, according to system resistance. Guaranteeing minimal power and energy consumptions.

PRODUCT DETAILS

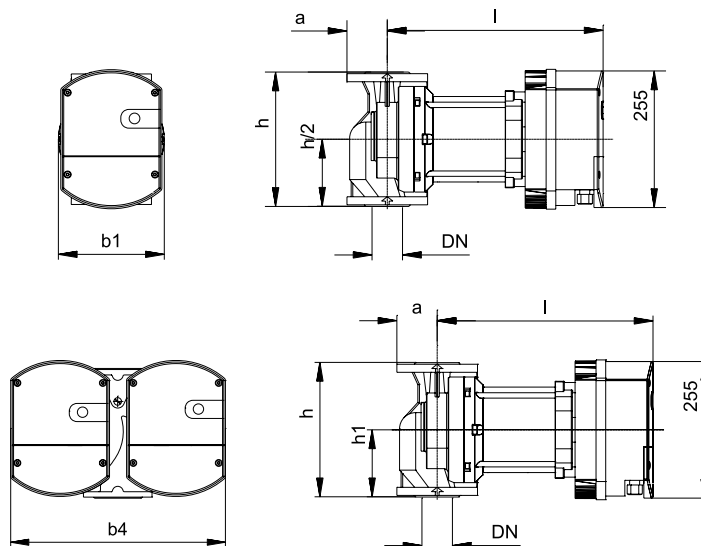
- Efficiency ECM technology
- Energy savings
- Easy handling and installation
- Robust and compact construction for long life
- Automatic venting
- Silent operation
- Housing with cataphoresis

Pump component	Material
Housing	Cast iron
Impeller	Stainless steel
Shaft	Stainless steel
Bearings	Graphite
Separating bush	Stainless steel
Rotor can	Stainless steel



Pump type	DN	Fitting length	N. Pressure	Weight	Code
NMT 65F	65	340 mm	PN 6/10 bar	36 kg	979522738
NMTD 65F	65	340 mm	PN 6/10 bar	63 kg	979522746
NMT SAN 65F	65	340 mm	PN 6/10 bar	38,5 kg	979523201

Dimensions	h	DN	b1	b4	l	a
NMT 65F	340	65	222		369	80
NMTD 65F	340	65		452	369	80
NMT SAN 65F	340	65	222		369	80



TECHNICAL DATA

Flow Q up to 65 m³/h

Pressure H up to 13 m

Power 38 - 1100 Watt

Nominal pressure PN 6/10 bar

Permissible mediums

- Water, mixed with glycol, parameters must be checked in the mixture of water with over 20% of glycol
- Pure non-explosive liquid media free from mineral oils and without solid particles

Permissible temperature range

- Medium temperature from -10 °C to +110 °C (NMT SAN +5 °C to +65 °C) with max. surroundings temperature up to +40 °C

Minimum inlet pressure

0,5 bar < 50 °C Temperature of medium

0,8 bar < 80 °C Temperature of medium

1,4 bar < 110 °C Temperature of medium

Electrical connection

Voltage 1 ~ 230 V, 50/60 Hz

Motor/Electronics

- Motor with permanent magnets
- The energy index EEI ≤ 0,25 - Part 2
- Built-in motor protection
- Methods of control:
 - Current control (limit current)
 - Power control (limit power)
 - Constant pressure control (Δp-c)
 - Proportional pressure control (Δp-v)
 - Option settings QH curve at fixed speeds
 - Constant speed
- Degree of protection: IP 44
- Insulation class H



HIGH-EFFICIENCY REGULATED FLANGED PUMP NMT 80F

NMT

DESCRIPTION

Series of high efficiency wet running ECM rotor circulation pumps with permanent magnets and integrated electronic regulation with which the pumps can adapt to current needs of the system. Setting the pump and overview of the current parameters via ethernet.

- D option, twin pump

APPLICATIONS

Used for circulation of water or a mixture of water/glycol in hot water heating systems, air conditioning systems and circulation systems.

OPERATION

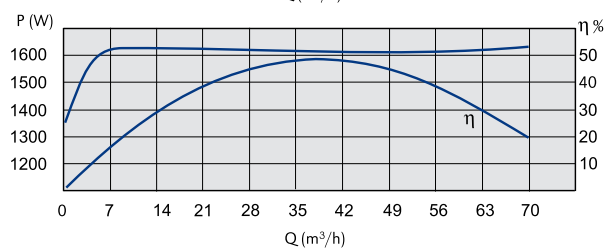
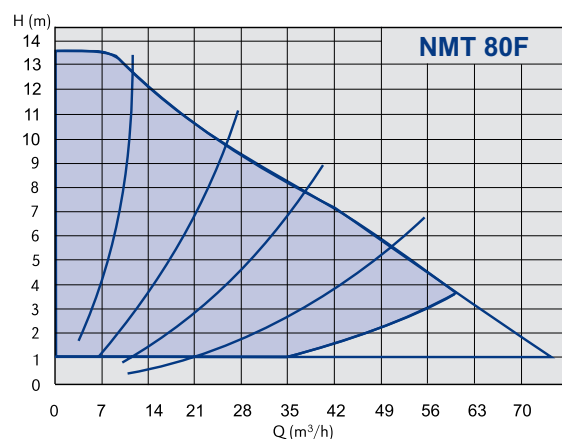
Δp -Proportional pressure control

The pump proportionally adjust the pressure, according to system resistance. Guaranteeing minimal power and energy consumptions.

PRODUCT DETAILS

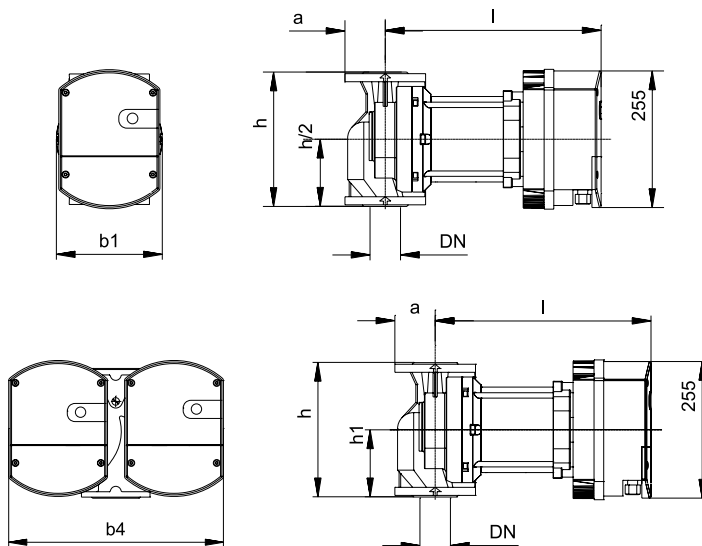
- Efficiency ECM technology
- Energy savings
- Easy handling and installation
- Robust and compact construction for long life
- Automatic venting
- Silent operation
- Housing with cataphoresis

Pump component	Material
Housing	Cast iron
Impeller	Stainless steel
Shaft	Stainless steel
Bearings	Graphite
Separating bush	Stainless steel
Rotor can	Stainless steel



Pump type	DN	Fitting length	N. Pressure	Weight	Code
NMT 80F	80	360 mm	PN 6 bar	44 kg	979522739
NMT 80F	80	360 mm	PN 10 bar	44 kg	979522740
NMTD 80F	80	360 mm	PN 6 bar	81 kg	979522747
NMTD 80F	80	360 mm	PN 10 bar	81 kg	979522748

Dimensions	h	DN	b1	b4	l	a
NMT 80F	360	80	230		403	100
NMTD 80F	360	80		462	403	100



TECHNICAL DATA

Flow Q up to 78 m³/h

Pressure H up to 13 m

Power 45 - 1600 Watt

Nominal pressure PN 6 or PN 10 bar

Permissible mediums

- Water, mixed with glycol, parameters must be checked in the mixture of water with over 20% of glycol
- Pure non-explosive liquid media free from mineral oils and without solid particles

Permissible temperature range

- Medium temperature from -10 °C to +110 °C with max. surroundings temperature up to +40 °C

Minimum inlet pressure

0,5 bar < 50 °C Temperature of medium

0,8 bar < 80 °C Temperature of medium

1,4 bar < 110 °C Temperature of medium

Electrical connection

Voltage 1 ~ 230 V, 50/60 Hz

Motor/Electronics

- Motor with permanent magnets
- The energy index EEI ≤ 0,23 - Part 2
- Built-in motor protection
- Methods of control:
 - Current control (limit current)
 - Power control (limit power)
 - Constant pressure control (Δp-c)
 - Proportional pressure control (Δp-v)
 - Option settings QH curve at fixed speeds
 - Constant speed
- Degree of protection: IP 44
- Insulation class H



HIGH-EFFICIENCY REGULATED FLANGED PUMP NMT 100F

NMT

DESCRIPTION

Series of high efficiency wet running ECM rotor circulation pumps with permanent magnets and integrated electronic regulation with which the pumps can adapt to current needs of the system. Setting the pump and overview of the current parameters via ethernet.

APPLICATIONS

Used for circulation of water or a mixture of water/glycol in hot water heating systems, air conditioning systems and circulation systems.

OPERATION

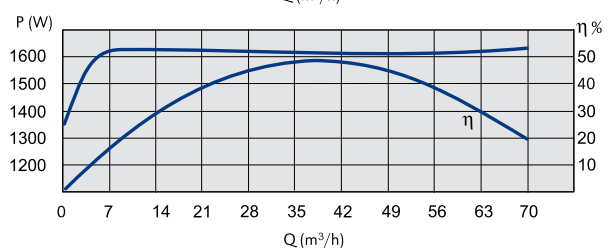
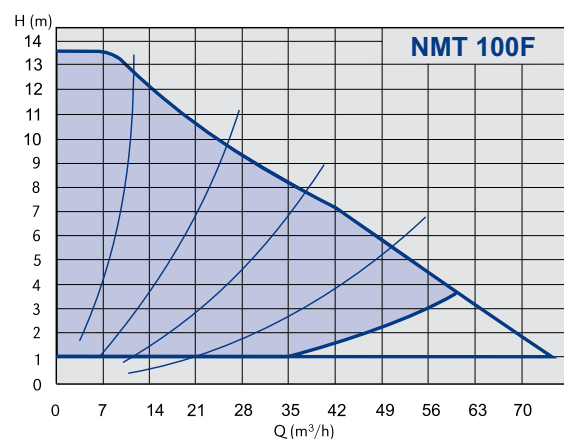
Δp -Proportional pressure control

The pump proportionally adjust the pressure, according to system resistance. Guaranteeing minimal power and energy consumptions.

PRODUCT DETAILS

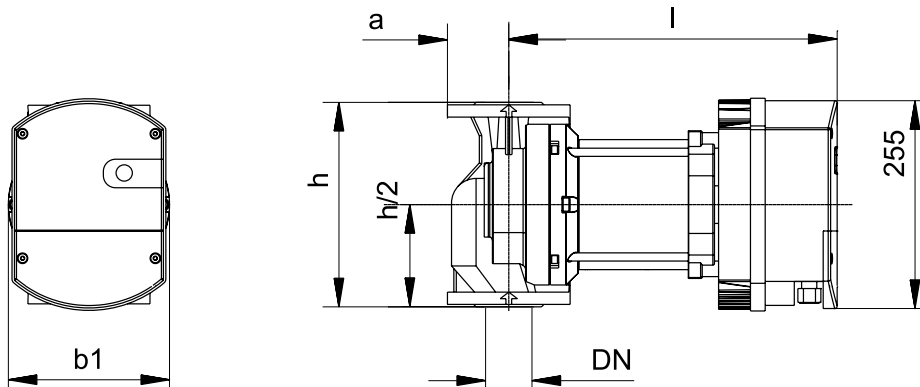
- Efficiency ECM technology
- Energy savings
- Easy handling and installation
- Robust and compact construction for long life
- Automatic venting
- Silent operation
- Housing with cataphoresis

Pump component	Material
Housing	Cast iron
Impeller	Stainless steel
Shaft	Stainless steel
Bearings	Graphite
Separating bush	Stainless steel
Rotor can	Stainless steel



Pump type	DN	Fitting length	N. Pressure	Weight	Code
NMT 100F	100	360 mm	PN 6 bar	47 kg	979522762
NMT 100F	100	360 mm	PN 10 bar	47 kg	979522763

Dimensions	h	DN	b1	l	a
NMT 100F	360	100	230	403	110



TECHNICAL DATA

Flow Q up to 78 m³/h

Pressure H up to 13 m

Power 45 - 1600 Watt

Nominal pressure PN 6 or PN 10 bar

Permissible mediums

- Water, mixed with glycol, parameters must be checked in the mixture of water with over 20% of glycol
- Pure non-explosive liquid media free from mineral oils and without solid particles

Permissible temperature range

- Medium temperature from -10 °C to +110 °C with max. surroundings temperature up to +40 °C

Minimum inlet pressure

0,5 bar < 50 °C Temperature of medium

0,8 bar < 80 °C Temperature of medium

1,4 bar < 110 °C Temperature of medium

Electrical connection

Voltage 1 ~ 230 V, 50/60 Hz

Motor/Electronics

- Motor with permanent magnets
- The energy index EEI ≤ 0,23 - Part 2
- Built-in motor protection
- Methods of control:
 - Current control (limit current)
 - Power control (limit power)
 - Constant pressure control (Δp -c)
 - Proportional pressure control (Δp -v)
 - Option settings QH curve at fixed speeds
 - Constant speed
- Degree of protection: IP 44
- Insulation class H



HIGH-EFFICIENCY REGULATED FLANGED PUMP NMT LAN 40F

LAN

DESCRIPTION

Series of high efficiency wet running ECM rotor circulation pumps with permanent magnets and integrated electronic regulation with which the pumps can adapt to current needs of the system.

- SAN option for use in domestic hot water circulating systems
- D option, twin pump
- C option with communication

APPLICATIONS

Used for circulation of water or a mixture of water/glycol in hot water heating systems, air conditioning systems and circulation systems.

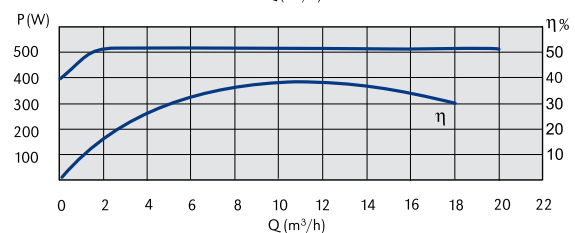
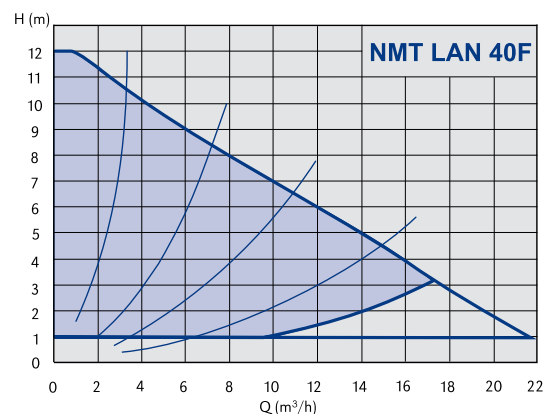
OPERATION

- Auto mode (default)
- Proportional pressure control
- Constant pressure control
- Constant speed
- Night mode

PRODUCT DETAILS

- High efficiency ECM technology
- LED Display for control
- Easy operation and simple installation
- Ethernet connection
- Housing with cataphoresis
- NMTC communication module (optionally):
 - Ethernet connection
 - Modbus RTU connection
 - Analog Control input 0 - 10 V
 - 3 digital inputs
 - 1 relay output

Pump component	Material
Housing	Cast iron
Impeller	Stainless steel
Shaft	Stainless steel
Bearings	Graphite
Separating bush	Stainless steel
Rotor can	Stainless steel



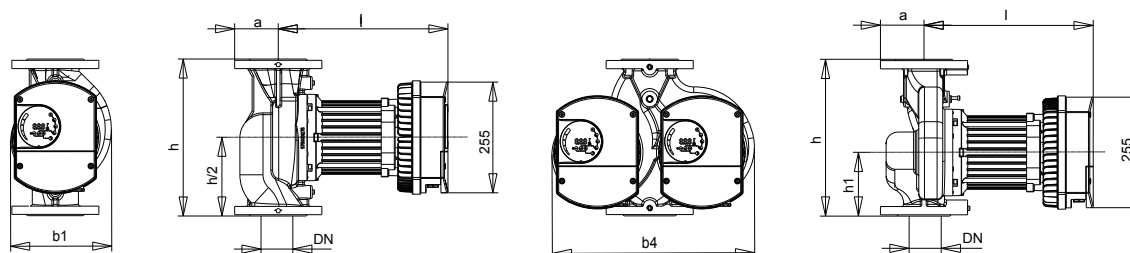
Pump type	DN	Fitting length	N. Pressure	Weight	Code
NMT LAN 40F	40	250 mm	PN 6/10 bar	24 kg	979523460
NMT LAN C 40F	40	250 mm	PN 6/10 bar	24 kg	979523612
NMTD LAN 40F	40	250 mm	PN 6/10 bar	47 kg	979523467
NMTD LAN C 40F	40	250 mm	PN 6/10 bar	47 kg	979523625
NMT SAN LAN 40F	40	250 mm	PN 6/10 bar	26 kg	979523606
NMT SAN LAN C 40F	40	250 mm	PN 6/10 bar	26 kg	979523609

NEW

NEW

NEW

Dimensions	h	DN	b1	b4	l	a
NMT LAN 40F	250	40	198		321	65
NMT LAN C 40F	250	40	198		321	65
NMTD LAN 40F	250	40		403	321	65
NMTD LAN C 40F	250	40		403	321	65
NMT SAN LAN 40F	250	40	198		321	65
NMT SAN LAN C 40F	250	40	198		321	65



TECHNICAL DATA

Flow Q up to 25 m³/h

Pressure H up to 12 m

Power 20 - 500 Watt

Nominal pressure PN 6/10 bar

Permissible mediums

- Water, mixed with glycol, parameters must be checked in the mixture of water with over 20% of glycol
- Pure non-explosive liquid media free from mineral oils and without solid particles

Permissible temperature range

- Medium temperature from -10 °C to +110 °C (NMT SAN LAN +5 °C to +65 °C) with max. surroundings temperature up to +40 °C

Minimum inlet pressure

0,5 bar < 50 °C Temperature of medium

0,8 bar < 80 °C Temperature of medium

1,4 bar < 110 °C Temperature of medium

Electrical connection

Voltage 1 ~ 230 V, 50/60 Hz

Motor/Electronics

- Motor with permanent magnets
- The energy index EEI ≤ 0,27 - Part 2
- Built-in motor protection
- Methods of control:
 - Current control (limit current)
 - Power control (limit power)
 - Constant pressure control (Δp -c)
 - Dp prop (Δp -v)
 - Option settings QH curve at fixed speeds
 - Constant speed
- Degree of protection: IP 44
- Insulation class H



HIGH-EFFICIENCY REGULATED FLANGED PUMP NMT LAN 40/180F

LAN

DESCRIPTION

Series of high efficiency wet running ECM rotor circulation pumps with permanent magnets and integrated electronic regulation with which the pumps can adapt to current needs of the system.

- D option, twin pump

APPLICATIONS

Used for circulation of water or a mixture of water/glycol in hot water heating systems, air conditioning systems and circulation systems.

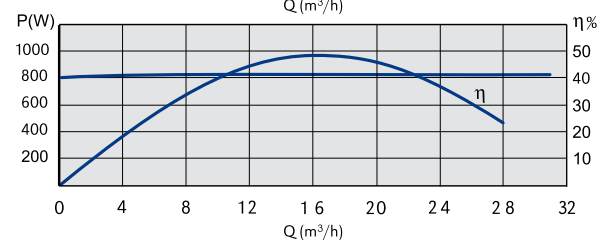
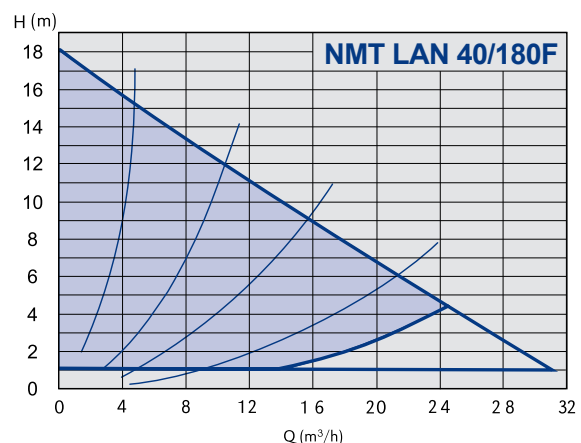
OPERATION

- Auto mode (default)
- Proportional pressure control
- Constant pressure control
- Constant speed
- Night mode

PRODUCT DETAILS

- High efficiency ECM technology
- LED Display for control
- Easy operation and simple installation
- Ethernet connection
- Housing with cataphoresis
- NMTC communication module (optionally):
 - Ethernet connection
 - Modbus RTU connection
 - Analog Control input 0 - 10 V
 - 3 digital inputs
 - 1 relay output

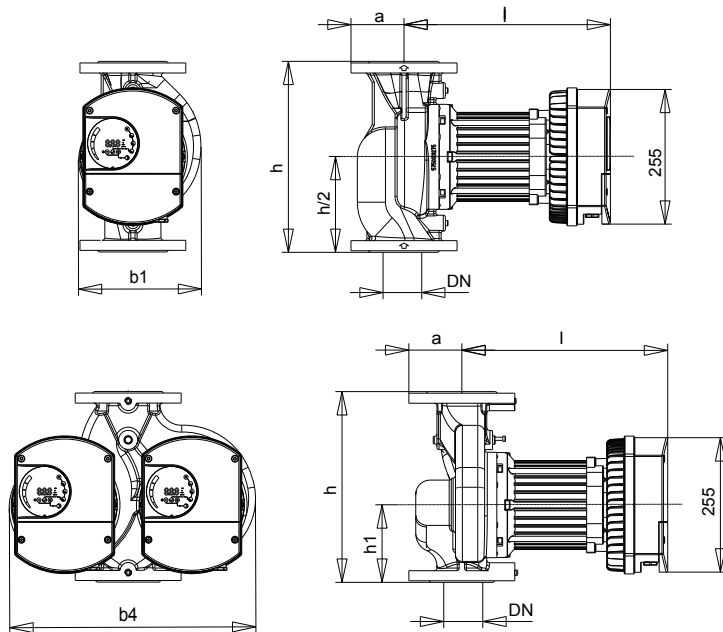
Pump component	Material
Housing	Cast iron
Impeller	Stainless steel
Shaft	Stainless steel
Bearings	Graphite
Separating bush	Stainless steel
Rotor can	Stainless steel



Pump type	DN	Fitting length	N. Pressure	Weight	Code
NMT LAN 40/180F	40	250 mm	PN 6/10 bar	29 kg	979523651
NMTD LAN 40/180F	40	250 mm	PN 6/10 bar	56 kg	979523658

Dimensions	h	DN	b1	b4	l	a
NMT LAN 40/180F	250	40	198		355	65
NMTD LAN 40/180F	250	40		403	355	65

NEW
NEW



TECHNICAL DATA

Flow Q up to 31 m³/h

Pressure H up to 18 m

Power 20 - 800 Watt

Nominal pressure PN 6/10 bar

Permissible mediums

- Water, mixed with glycol, parameters must be checked in the mixture of water with over 20% of glycol
- Pure non-explosive liquid media free from mineral oils and without solid particles

Permissible temperature range

- Medium temperature from -10 °C to +110 °C with max. surroundings temperature up to +40 °C

Minimum inlet pressure

0,5 bar < 50 °C Temperature of medium

0,8 bar < 80 °C Temperature of medium

1,4 bar < 110 °C Temperature of medium

Electrical connection

Voltage 1 ~ 230 V, 50/60 Hz

Motor/Electronics

- Motor with permanent magnets
- The energy index EEI ≤ 0,27 - Part 2
- Built-in motor protection
- Methods of control:
 - Current control (limit current)
 - Power control (limit power)
 - Constant pressure control (Δp -c)
 - Dp prop (Δp -v)
 - Option settings QH curve at fixed speeds
 - Constant speed
- Degree of protection: IP 44
- Insulation class H



HIGH-EFFICIENCY REGULATED FLANGED PUMP NMT LAN 50F

LAN

DESCRIPTION

Series of high efficiency wet running ECM rotor circulation pumps with permanent magnets and integrated electronic regulation with which the pumps can adapt to current needs of the system.

- SAN option for use in domestic hot water circulating systems
- D option, twin pump
- C option with communication

APPLICATIONS

Used for circulation of water or a mixture of water/glycol in hot water heating systems, air conditioning systems and circulation systems.

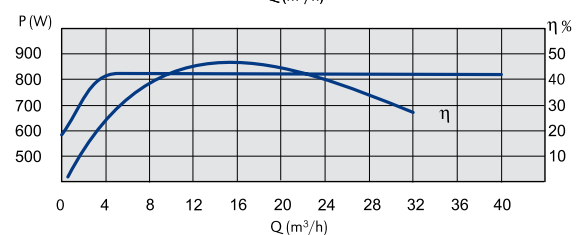
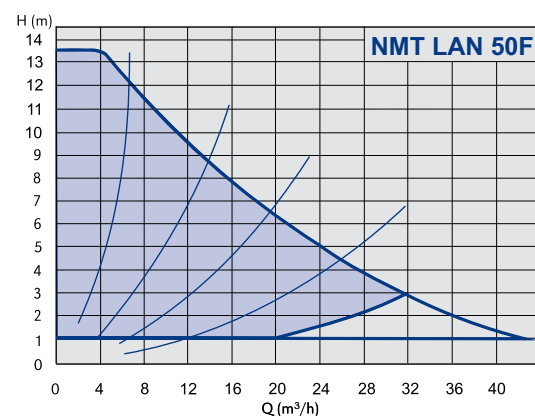
OPERATION

- Auto mode (default)
- Proportional pressure control
- Constant pressure control
- Constant speed
- Night mode

PRODUCT DETAILS

- High efficiency ECM technology
- LED Display for control
- Easy operation and simple installation
- Ethernet connection
- Housing with cataphoresis
- NMTC communication module (optionally):
 - Ethernet connection
 - Modbus RTU connection
 - Analog Control input 0 - 10 V
 - 3 digital inputs
 - 1 relay output

Pump component	Material
Housing	Cast iron
Impeller	Stainless steel
Shaft	Stainless steel
Bearings	Graphite
Separating bush	Stainless steel
Rotor can	Stainless steel



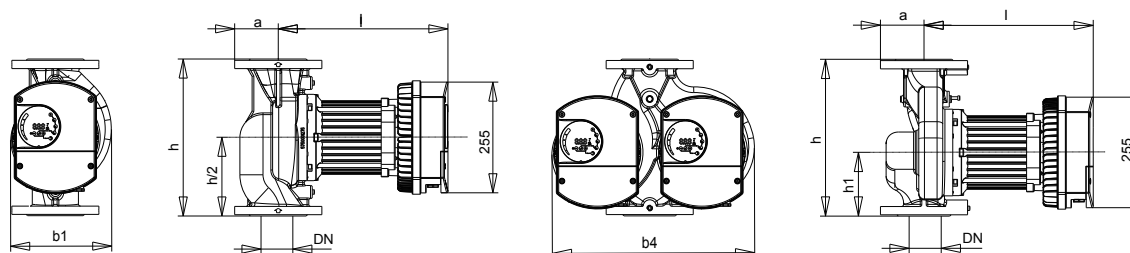
Pump type	DN	Fitting length	N. Pressure	Weight	Code
NMT LAN 50F	50	280 mm	PN 6/10 bar	30 kg	979523461
NMT LAN C 50F	50	280 mm	PN 6/10 bar	30 kg	979523613
NMTD LAN 50F	50	280 mm	PN 6/10 bar	59 kg	979523468
NMTD LAN C 50F	50	280 mm	PN 6/10 bar	59 kg	979523626
NMT SAN LAN 50F	50	280 mm	PN 6/10 bar	33 kg	979523607
NMT SAN LAN C 50F	50	280 mm	PN 6/10 bar	33 kg	979523610

NEW

NEW

NEW

Dimensions	h	DN	b1	b4	l	a
NMT LAN 50F	280	50	200		355	70
NMT LAN C 50F	280	50	200		355	70
NMTD LAN 50F	280	50		403	355	70
NMTD LAN C 50F	280	50		403	355	70
NMT SAN LAN 50F	280	50	200		355	70
NMT SAN LAN C 50F	280	50	200		355	70



TECHNICAL DATA

Flow Q up to 39 m³/h

Pressure H up to 13 m

Power 26 - 800 Watt

Nominal pressure PN 6/10 bar

Permissible mediums

- Water, mixed with glycol, parameters must be checked in the mixture of water with over 20% of glycol
- Pure non-explosive liquid media free from mineral oils and without solid particles

Permissible temperature range

- Medium temperature from -10 °C to +110 °C (NMT SAN LAN +5 °C to +65 °C) with max. surroundings temperature up to +40 °C

Minimum inlet pressure

0,5 bar < 50 °C Temperature of medium

0,8 bar < 80 °C Temperature of medium

1,4 bar < 110 °C Temperature of medium

Electrical connection

Voltage 1 ~ 230 V, 50/60 Hz

Motor/Electronics

- Motor with permanent magnets
- The energy index EEI ≤ 0,26 - Part 2
- Built-in motor protection
- Methods of control:
 - Current control (limit current)
 - Power control (limit power)
 - Constant pressure control (Δp-c)
 - Dp prop (Δp-v)
 - Option settings QH curve at fixed speeds
 - Constant speed
- Degree of protection: IP 44
- Insulation class H



NEW

HIGH-EFFICIENCY REGULATED

LAN

FLANGED PUMP NMT LAN 50/180F

DESCRIPTION

Series of high efficiency wet running ECM rotor circulation pumps with permanent magnets and integrated electronic regulation with which the pumps can adapt to current needs of the system.

- D option, twin pump

APPLICATIONS

Used for circulation of water or a mixture of water/glycol in hot water heating systems, air conditioning systems and circulation systems.

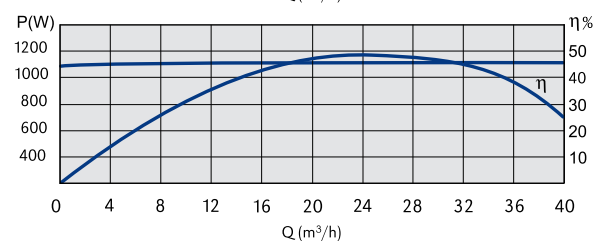
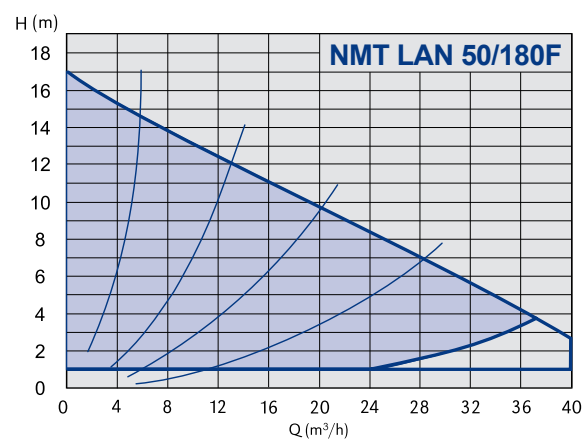
OPERATION

- Auto mode (default)
- Proportional pressure control
- Constant pressure control
- Constant speed
- Night mode

PRODUCT DETAILS

- High efficiency ECM technology
- LED Display for control
- Easy operation and simple installation
- Ethernet connection
- Housing with cataphoresis
- NMTC communication module (optionally):
 - Ethernet connection
 - Modbus RTU connection
 - Analog Control input 0 - 10 V
 - 3 digital inputs
 - 1 relay output

Pump component	Material
Housing	Cast iron
Impeller	Stainless steel
Shaft	Stainless steel
Bearings	Graphite
Separating bush	Stainless steel
Rotor can	Stainless steel

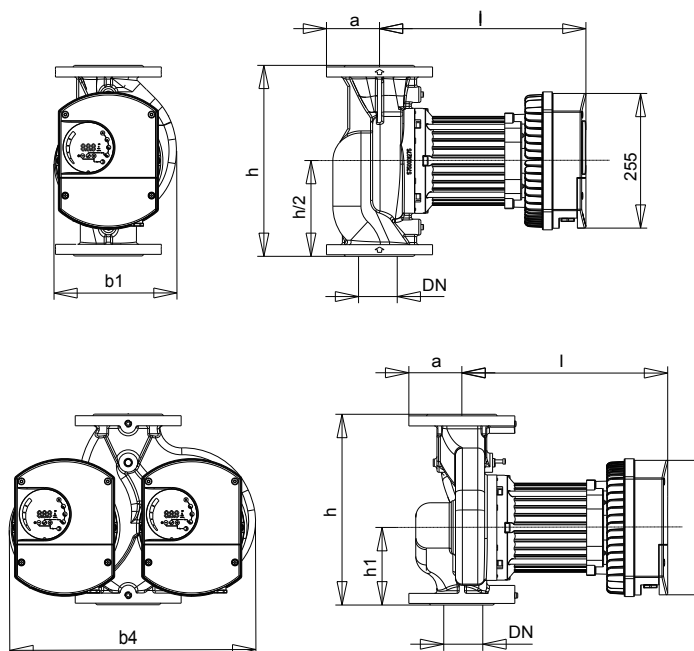


Pump type	DN	Fitting length	N. Pressure	Weight	Code
NMT LAN 50/180F	50	280 mm	PN 6/10 bar	30 kg	979523652
NMTD LAN 50/180F	50	280 mm	PN 6/10 bar	59 kg	979523659

Dimensions	h	DN	b1	b4	l	a
NMT LAN 50/180F	280	50	200		355	70
NMTD LAN 50/180F	280	50		403	355	70

NEW

NEW



TECHNICAL DATA

Flow Q up to 45 m³/h

Pressure H up to 17 m

Power 20 - 1000 Watt

Nominal pressure PN 6/10 bar

Permissible mediums

- Water, mixed with glycol, parameters must be checked in the mixture of water with over 20% of glycol
- Pure non-explosive liquid media free from mineral oils and without solid particles

Permissible temperature range

- Medium temperature from -10 °C to +110 °C with max. surroundings temperature up to +40 °C

Minimum inlet pressure

0,5 bar < 50 °C Temperature of medium

0,8 bar < 80 °C Temperature of medium

1,4 bar < 110 °C Temperature of medium

Electrical connection

Voltage 1 ~ 230 V, 50/60 Hz

Motor/Electronics

- Motor with permanent magnets
- The energy index EEI ≤ 0,26 - Part 2
- Built-in motor protection
- Methods of control:
 - Current control (limit current)
 - Power control (limit power)
 - Constant pressure control (Δp -c)
 - Dp prop (Δp -v)
 - Option settings QH curve at fixed speeds
 - Constant speed
- Degree of protection: IP 44
- Insulation class H



HIGH-EFFICIENCY REGULATED FLANGED PUMP NMT LAN 65F

LAN

DESCRIPTION

Series of high efficiency wet running ECM rotor circulation pumps with permanent magnets and integrated electronic regulation with which the pumps can adapt to current needs of the system.

- SAN option for use in domestic hot water circulating systems
- D option, twin pump
- C option with communication

APPLICATIONS

Used for circulation of water or a mixture of water/glycol in hot water heating systems, air conditioning systems and circulation systems.

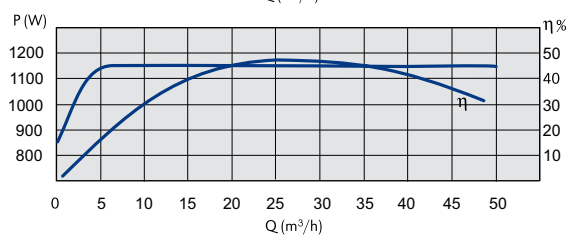
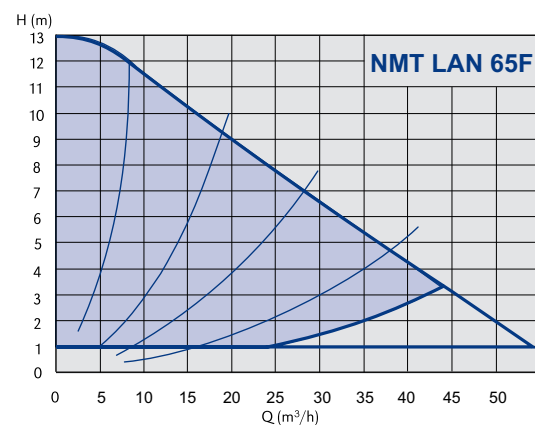
OPERATION

- Auto mode (default)
- Proportional pressure control
- Constant pressure control
- Constant speed
- Night mode

PRODUCT DETAILS

- High efficiency ECM technology
- LED Display for control
- Easy operation and simple installation
- Ethernet connection
- Housing with cataphoresis
- NMTC communication module (optionally):
 - Ethernet connection
 - Modbus RTU connection
 - Analog Control input 0 - 10 V
 - 3 digital inputs
 - 1 relay output

Pump component	Material
Housing	Cast iron
Impeller	Stainless steel
Shaft	Stainless steel
Bearings	Graphite
Separating bush	Stainless steel
Rotor can	Stainless steel



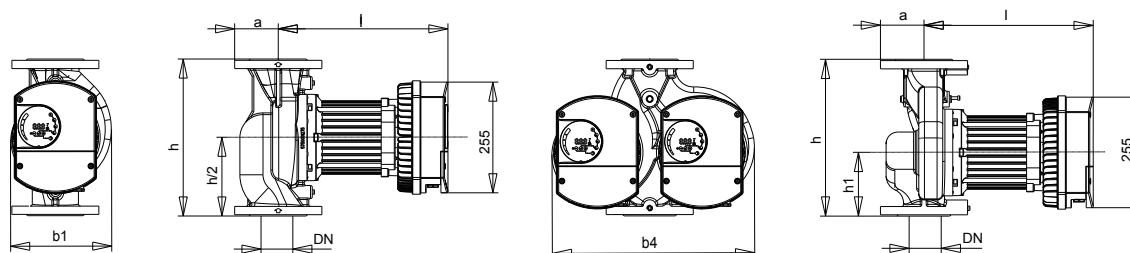
Pump type	DN	Fitting length	N. Pressure	Weight	Code
NMT LAN 65F	65	340 mm	PN 6/10 bar	35 kg	979523462
NMT LAN C 65F	65	340 mm	PN 6/10 bar	35 kg	979523614
NMTD LAN 65F	65	340 mm	PN 6/10 bar	65 kg	979523469
NMTD LAN C 65F	65	340 mm	PN 6/10 bar	65 kg	979523627
NMT SAN LAN 65F	65	340 mm	PN 6/10 bar	38,5 kg	979523608
NMT SAN LAN C 65F	65	340 mm	PN 6/10 bar	38,5 kg	979523611

NEW

NEW

NEW

Dimensions	h	DN	b1	b4	l	a
NMT LAN 65F	340	65	222		369	80
NMT LAN C 65F	340	65	222		369	80
NMTD LAN 65F	340	65		452	369	80
NMTD LAN C 65F	340	65		452	369	80
NMT SAN LAN 65F	340	65	222		369	80
NMT SAN LAN C 65F	340	65	222		369	80



TECHNICAL DATA

Flow Q up to 65 m³/h

Pressure H up to 13 m

Power 38 - 1100 Watt

Nominal pressure PN 6/10 bar

Permissible mediums

- Water, mixed with glycol, parameters must be checked in the mixture of water with over 20% of glycol
- Pure non-explosive liquid media free from mineral oils and without solid particles

Permissible temperature range

- Medium temperature from -10 °C to +110 °C (NMT SAN LAN +5 °C to +65 °C) with max. surroundings temperature up to +40 °C

Minimum inlet pressure

0,5 bar < 50 °C Temperature of medium

0,8 bar < 80 °C Temperature of medium

1,4 bar < 110 °C Temperature of medium

Electrical connection

Voltage 1 ~ 230 V, 50/60 Hz

Motor/Electronics

- Motor with permanent magnets
- The energy index EEI ≤ 0,25 - Part 2
- Built-in motor protection
- Methods of control:
 - Current control (limit current)
 - Power control (limit power)
 - Constant pressure control (Δp -c)
 - Dp prop (Δp -v)
 - Option settings QH curve at fixed speeds
 - Constant speed
- Degree of protection: IP 44
- Insulation class H



NEW

HIGH-EFFICIENCY REGULATED

LAN

FLANGED PUMP NMT LAN 65/180F

DESCRIPTION

Series of high efficiency wet running ECM rotor circulation pumps with permanent magnets and integrated electronic regulation with which the pumps can adapt to current needs of the system.

- D option, twin pump

APPLICATIONS

Used for circulation of water or a mixture of water/glycol in hot water heating systems, air conditioning systems and circulation systems.

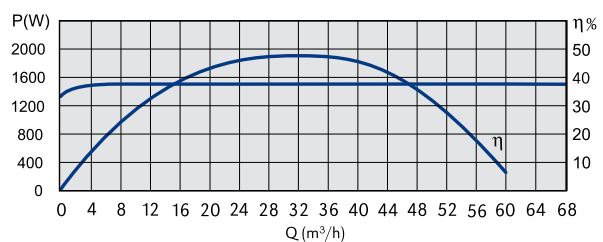
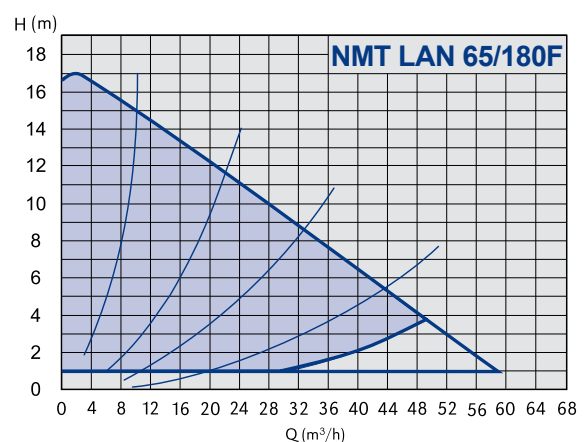
OPERATION

- Auto mode (default)
- Proportional pressure control
- Constant pressure control
- Constant speed
- Night mode

PRODUCT DETAILS

- High efficiency ECM technology
- LED Display for control
- Easy operation and simple installation
- Ethernet connection
- Housing with cataphoresis
- NMTC communication module (optionally):
 - Ethernet connection
 - Modbus RTU connection
 - Analog Control input 0 - 10 V
 - 3 digital inputs
 - 1 relay output

Pump component	Material
Housing	Cast iron
Impeller	Stainless steel
Shaft	Stainless steel
Bearings	Graphite
Separating bush	Stainless steel
Rotor can	Stainless steel

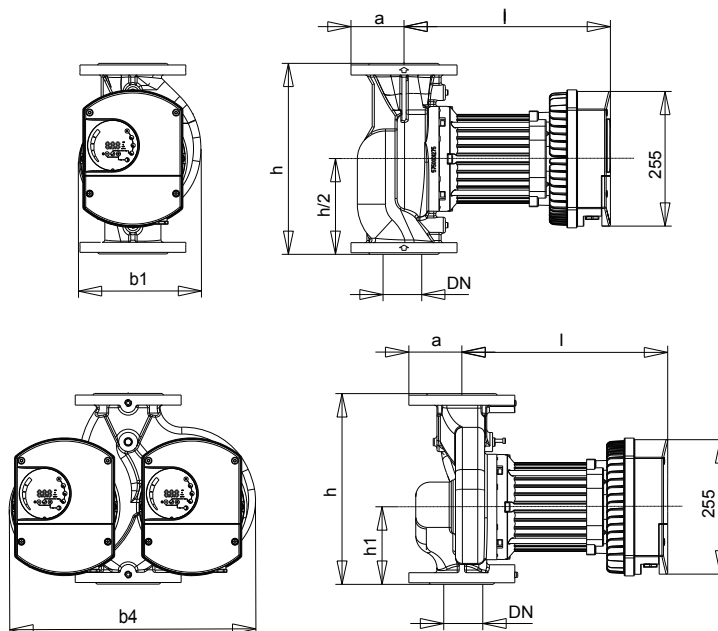


Pump type	DN	Fitting length	N. Pressure	Weight	Code
NMT LAN 65/180F	65	340 mm	PN 6/10 bar	39 kg	979523653
NMTD LAN 65/180F	65	340 mm	PN 6/10 bar	73 kg	979523660

Dimensions	h	DN	b1	b4	l	a
NMT LAN 65/180F	340	65	222		403	80
NMTD LAN 65/180F	340	65		452	403	80

NEW

NEW



TECHNICAL DATA

Flow Q up to 58 m³/h

Pressure H up to 17 m

Power 20 - 1500 Watt

Nominal pressure PN 6/10 bar

Permissible mediums

- Water, mixed with glycol, parameters must be checked in the mixture of water with over 20% of glycol
- Pure non-explosive liquid media free from mineral oils and without solid particles

Permissible temperature range

- Medium temperature from -10 °C to +110 °C with max. surroundings temperature up to +40 °C

Minimum inlet pressure

0,5 bar < 50 °C Temperature of medium

0,8 bar < 80 °C Temperature of medium

1,4 bar < 110 °C Temperature of medium

Electrical connection

Voltage 1 ~ 230 V, 50/60 Hz

Motor/Electronics

- Motor with permanent magnets
- The energy index EEI ≤ 0,25 - Part 2
- Built-in motor protection
- Methods of control:
 - Current control (limit current)
 - Power control (limit power)
 - Constant pressure control (Δp -c)
 - Dp prop (Δp -v)
 - Option settings QH curve at fixed speeds
 - Constant speed
- Degree of protection: IP 44
- Insulation class H



HIGH-EFFICIENCY REGULATED FLANGED PUMP NMT LAN 80F

LAN

DESCRIPTION

Series of high efficiency wet running ECM rotor circulation pumps with permanent magnets and integrated electronic regulation with which the pumps can adapt to current needs of the system.

- D option, twin pump
- C option with communication

APPLICATIONS

Used for circulation of water or a mixture of water/glycol in hot water heating systems, air conditioning systems and circulation systems.

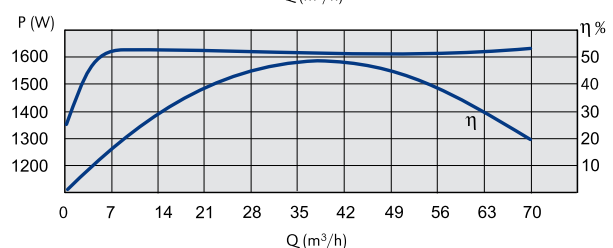
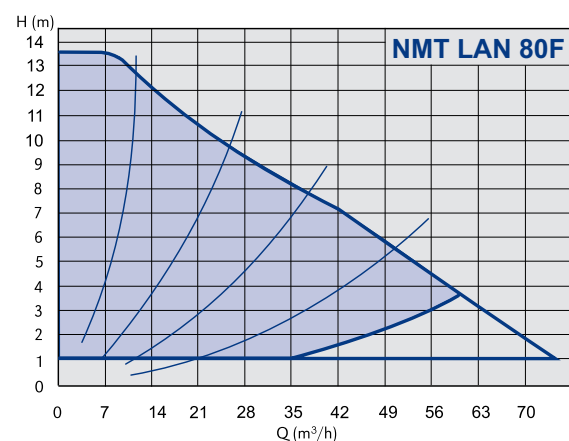
OPERATION

- Auto mode (default)
- Proportional pressure control
- Constant pressure control
- Constant speed
- Night mode

PRODUCT DETAILS

- High efficiency ECM technology
- LED Display for control
- Easy operation and simple installation
- Ethernet connection
- Housing with cataphoresis
- NMTC communication module (optionally):
 - Ethernet connection
 - Modbus RTU connection
 - Analog Control input 0 - 10 V
 - 3 digital inputs
 - 1 relay output

Pump component	Material
Housing	Cast iron
Impeller	Stainless steel
Shaft	Stainless steel
Bearings	Graphite
Separating bush	Stainless steel
Rotor can	Stainless steel



Pump type	DN	Fitting length	N. Pressure	Weight	Code
NMT LAN 80F	80	360 mm	PN 6 bar	41 kg	979523463
NMT LAN C 80F	80	360 mm	PN 6 bar	41 kg	979523615
NMT LAN 80F	80	360 mm	PN 10 bar	41 kg	979523464
NMT LAN C 80F	80	360 mm	PN 10 bar	41 kg	979523616
NMTD LAN 80F	80	360 mm	PN 6 bar	76 kg	979523470
NMTD LAN C 80F	80	360 mm	PN 6 bar	76 kg	979523628
NMTD LAN 80F	80	360 mm	PN 10 bar	76 kg	979523471
NMTD LAN C 80F	80	360 mm	PN 10 bar	76 kg	979523629

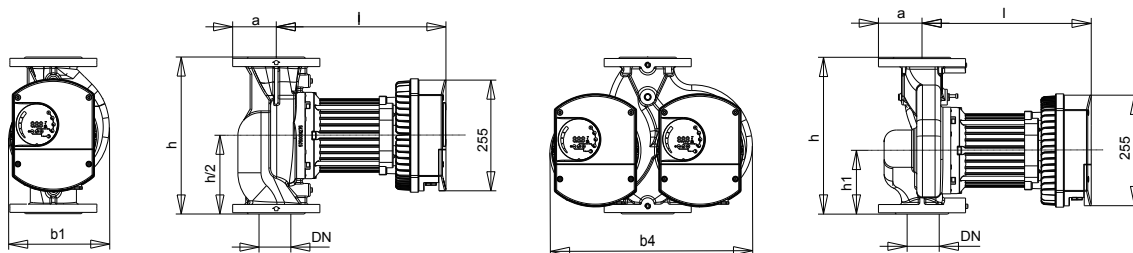
NEW

NEW

NEW

NEW

Dimensions	h	DN	b1	b4	l	a
NMT LAN 80F	360	80	230		403	100
NMT LAN C 80F	360	80	230		403	100
NMTD LAN 80F	360	80		462	403	100
NMTD LAN C 80F	360	80		462	403	100



TECHNICAL DATA

Flow Q up to 78 m³/h

Pressure H up to 13 m

Power 45 - 1600 Watt

Nominal pressure PN 6 or PN 10 bar

Permissible mediums

- Water, mixed with glycol, parameters must be checked in the mixture of water with over 20% of glycol
- Pure non-explosive liquid media free from mineral oils and without solid particles

Permissible temperature range

- Medium temperature from -10 °C to +110 °C with max. surroundings temperature up to +40 °C

Minimum inlet pressure

0,5 bar < 50 °C Temperature of medium

0,8 bar < 80 °C Temperature of medium

1,4 bar < 110 °C Temperature of medium

Electrical connection

Voltage 1 ~ 230 V, 50/60 Hz

Motor/Electronics

- Motor with permanent magnets
- The energy index EEI ≤ 0,23 - Part 2
- Built-in motor protection
- Methods of control:
 - Current control (limit current)
 - Power control (limit power)
 - Constant pressure control (Δp-c)
 - Dp prop (Δp-v)
 - Option settings QH curve at fixed speeds
 - Constant speed
- Degree of protection: IP 44
- Insulation class H



NEW

HIGH-EFFICIENCY REGULATED

LAN

FLANGED PUMP NMT LAN 80/180F

DESCRIPTION

Series of high efficiency wet running ECM rotor circulation pumps with permanent magnets and integrated electronic regulation with which the pumps can adapt to current needs of the system.

- D option, twin pump

APPLICATIONS

Used for circulation of water or a mixture of water/glycol in hot water heating systems, air conditioning systems and circulation systems.

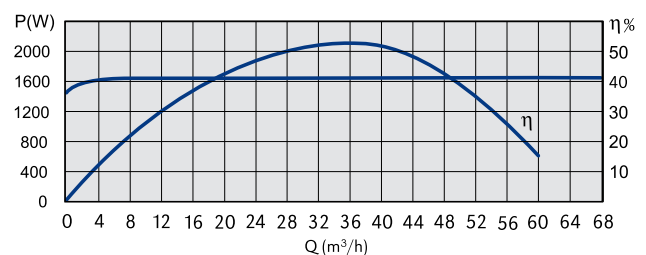
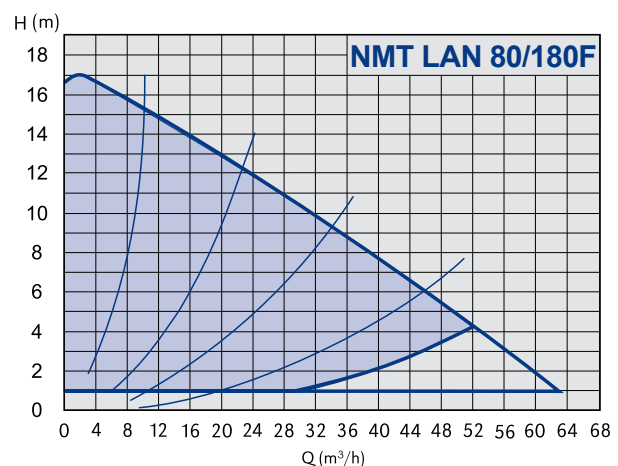
OPERATION

- Auto mode (default)
- Proportional pressure control
- Constant pressure control
- Constant speed
- Night mode

PRODUCT DETAILS

- High efficiency ECM technology
- LED Display for control
- Easy operation and simple installation
- Ethernet connection
- Housing with cataphoresis
- NMTC communication module (optionally):
 - Ethernet connection
 - Modbus RTU connection
 - Analog Control input 0 - 10 V
 - 3 digital inputs
 - 1 relay output

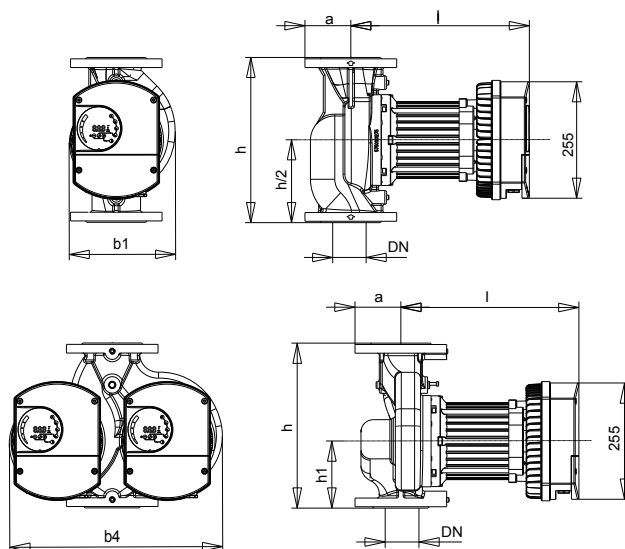
Pump component	Material
Housing	Cast iron
Impeller	Stainless steel
Shaft	Stainless steel
Bearings	Graphite
Separating bush	Stainless steel
Rotor can	Stainless steel



Pump type	DN	Fitting length	N. Pressure	Weight	Code
NMT LAN 80/180F	80	360 mm	PN 6 bar	41 kg	979523654
NMT LAN 80/180F	80	360 mm	PN 10 bar	41 kg	979523655
NMTD LAN 80/180F	80	360 mm	PN 6 bar	76 kg	979523661
NMTD LAN 80/180F	80	360 mm	PN 10 bar	76 kg	979523662

Dimensions	h	DN	b1	b4	l	a
NMT LAN 80/180F	360	80	230		403	100
NMTD LAN 80/180F	360	80		452	403	100

NEW
NEW
NEW
NEW



TECHNICAL DATA

Flow Q up to 63 m³/h

Pressure H up to 17 m

Power 20 - 1600 Watt

Nominal pressure PN 6 or PN 10 bar

Permissible mediums

- Water, mixed with glycol, parameters must be checked in the mixture of water with over 20% of glycol
- Pure non-explosive liquid media free from mineral oils and without solid particles

Permissible temperature range

- Medium temperature from -10 °C to +110 °C with max. surroundings temperature up to +40 °C

Minimum inlet pressure

0,5 bar < 50 °C Temperature of medium

0,8 bar < 80 °C Temperature of medium

1,4 bar < 110 °C Temperature of medium

Electrical connection

Voltage 1 ~ 230 V, 50/60 Hz

Motor/Electronics

- Motor with permanent magnets
- The energy index EEI ≤ 0,24 - Part 2
- Built-in motor protection
- Methods of control:
 - Current control (limit current)
 - Power control (limit power)
 - Constant pressure control (Δp -c)
 - Dp prop (Δp -v)
 - Option settings QH curve at fixed speeds
 - Constant speed
- Degree of protection: IP 44
- Insulation class H



HIGH-EFFICIENCY REGULATED FLANGED PUMP NMT LAN 100F

LAN

DESCRIPTION

Series of high efficiency wet running ECM rotor circulation pumps with permanent magnets and integrated electronic regulation with which the pumps can adapt to current needs of the system.

- C option with communication

APPLICATIONS

Used for circulation of water or a mixture of water/glycol in hot water heating systems, air conditioning systems and circulation systems.

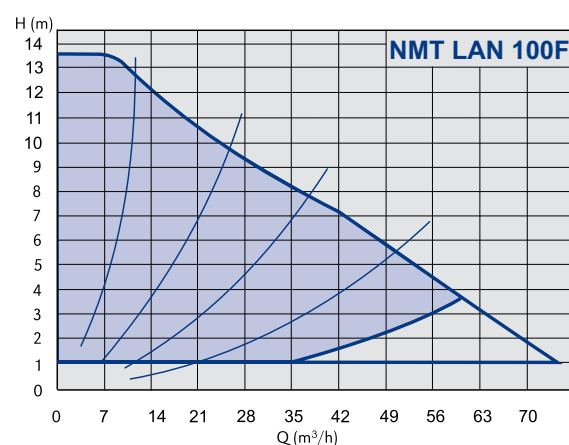
OPERATION

- Auto mode (default)
- Proportional pressure control
- Constant pressure control
- Constant speed
- Night mode

PRODUCT DETAILS

- High efficiency ECM technology
- LED Display for control
- Easy operation and simple installation
- Ethernet connection
- Housing with cataphoresis
- NMTC communication module (optionally):
 - Ethernet connection
 - Modbus RTU connection
 - Analog Control input 0 - 10 V
 - 3 digital inputs
 - 1 relay output

Pump component	Material
Housing	Cast iron
Impeller	Stainless steel
Shaft	Stainless steel
Bearings	Graphite
Separating bush	Stainless steel
Rotor can	Stainless steel

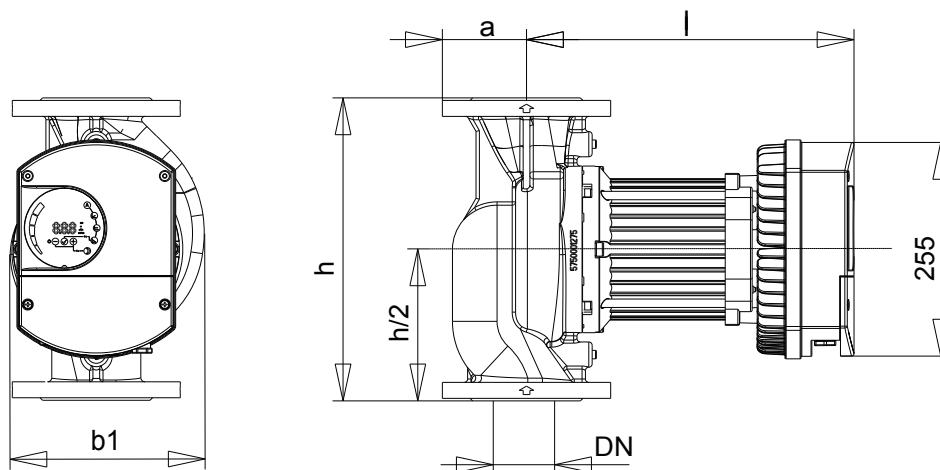


Pump type	DN	Fitting length	N. Pressure	Weight	Code
NMT LAN 100F	100	360 mm	PN 6 bar	45 kg	979523465
NMT LAN C 100F	100	360 mm	PN 6 bar	45 kg	979523617
NMT LAN 100F	100	360 mm	PN 10 bar	45 kg	979523466
NMT LAN C 100F	100	360 mm	PN 10 bar	45 kg	979523618

Dimensions	h	DN	b1	b4	l	a
NMT LAN 100F	360	100	230		403	110
NMT LAN C 100F	360	100	230		403	110

NEW

NEW



TECHNICAL DATA

Flow Q up to 78 m³/h

Pressure H up to 13 m

Power 45 - 1600 Watt

Nominal pressure PN 6 or PN 10

Permissible mediums

- Water, mixed with glycol, parameters must be checked in the mixture of water with over 20% of glycol
- Pure non-explosive liquid media free from mineral oils and without solid particles

Permissible temperature range

- Medium temperature from -10 °C to +110 °C with max. surroundings temperature up to +40 °C

Minimum inlet pressure

0,5 bar < 50 °C Temperature of medium

0,8 bar < 80 °C Temperature of medium

1,4 bar < 110 °C Temperature of medium

Electrical connection

Voltage 1 ~ 230 V, 50/60 Hz

Motor/Electronics

- Motor with permanent magnets
- The energy index EEI ≤ 0,23 - Part 2
- Built-in motor protection
- Methods of control:
 - Current control (limit current)
 - Power control (limit power)
 - Constant pressure control (Δp-c)
 - Dp prop (Δp-v)
 - Option settings QH curve at fixed speeds
 - Constant speed
- Degree of protection: IP 44
- Insulation class H



NEW

HIGH-EFFICIENCY REGULATED

LAN

FLANGED PUMP NMT LAN 100/180F

DESCRIPTION

Series of high efficiency wet running ECM rotor circulation pumps with permanent magnets and integrated electronic regulation with which the pumps can adapt to current needs of the system.

APPLICATIONS

Used for circulation of water or a mixture of water/glycol in hot water heating systems, air conditioning systems and circulation systems.

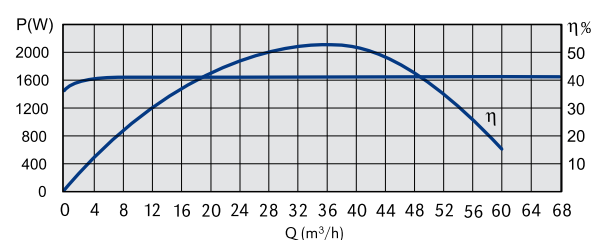
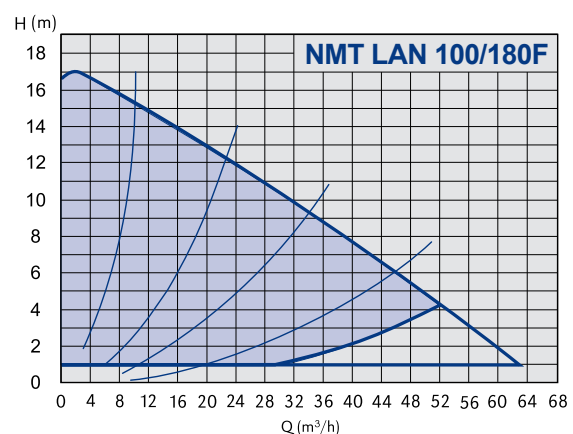
OPERATION

- Auto mode (default)
- Proportional pressure control
- Constant pressure control
- Constant speed
- Night mode

PRODUCT DETAILS

- High efficiency ECM technology
- LED Display for control
- Easy operation and simple installation
- Ethernet connection
- Housing with cataphoresis
- NMTC communication module (optionally):
 - Ethernet connection
 - Modbus RTU connection
 - Analog Control input 0 - 10 V
 - 3 digital inputs
 - 1 relay output

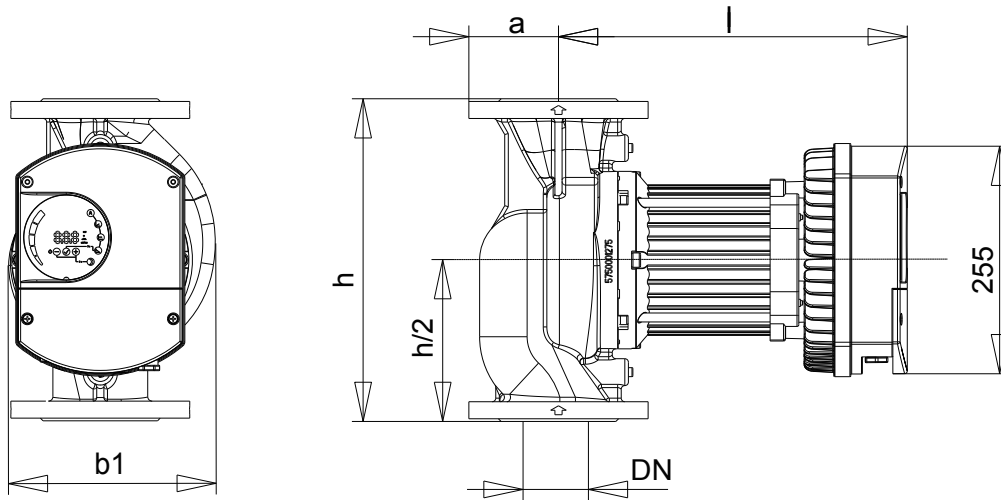
Pump component	Material
Housing	Cast iron
Impeller	Stainless steel
Shaft	Stainless steel
Bearings	Graphite
Separating bush	Stainless steel
Rotor can	Stainless steel



Pump type	DN	Fitting length	N. Pressure	Weight	Code
NMT LAN 100/180F	100	360 mm	PN 6 bar	45 kg	979523656
NMT LAN 100/180F	100	360 mm	PN 10 bar	45 kg	979523657

Dimensions	h	DN	b1	b4	l	a
NMT LAN 100/180F	360	100	230		403	110

NEW
NEW



TECHNICAL DATA

Flow Q up to 63 m³/h

Pressure H up to 16,5 m

Power 20 - 1600 Watt

Nominal pressure PN 6 or PN 10 bar

Permissible mediums

- Water, mixed with glycol, parameters must be checked in the mixture of water with over 20% of glycol
- Pure non-explosive liquid media free from mineral oils and without solid particles

Permissible temperature range

- Medium temperature from -10 °C to +110 °C with max. surroundings temperature up to +40 °C

Minimum inlet pressure

0,5 bar < 50 °C Temperature of medium

0,8 bar < 80 °C Temperature of medium

1,4 bar < 110 °C Temperature of medium

Electrical connection

Voltage 1 ~ 230 V, 50/60 Hz

Motor/Electronics

- Motor with permanent magnets
- The energy index EEI ≤ 0,25 - Part 2
- Built-in motor protection
- Methods of control:
 - Current control (limit current)
 - Power control (limit power)
 - Constant pressure control (Δp -c)
 - Dp prop (Δp -v)
 - Option settings QH curve at fixed speeds
 - Constant speed
- Degree of protection: IP 44
- Insulation class H



HIGH-EFFICIENCY REGULATED PUMPS FOR DOMESTIC HOT WATER

SAN ECO

DESCRIPTION

The high-efficiency, continuously, manually adjustable pump for domestic hot water, freely flowing ball axis permanent magnet motor and ECM technology.

APPLICATIONS

Domestic hot water circulating systems. ECO SAN pumps comply with the requirements for use in domestic hot water circulating systems and form a systemic protection against legionella.

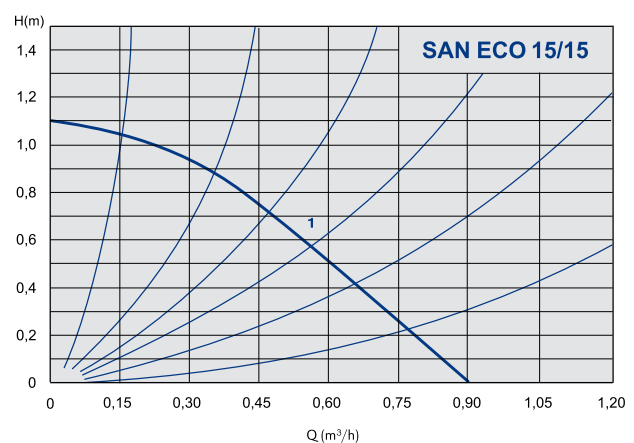
OPERATION

The pump automatically adjust the pressure, according to system resistance. The timer installation is possible for selecting the starting time of the operation and adjusting the thermostat.

PRODUCT DETAILS

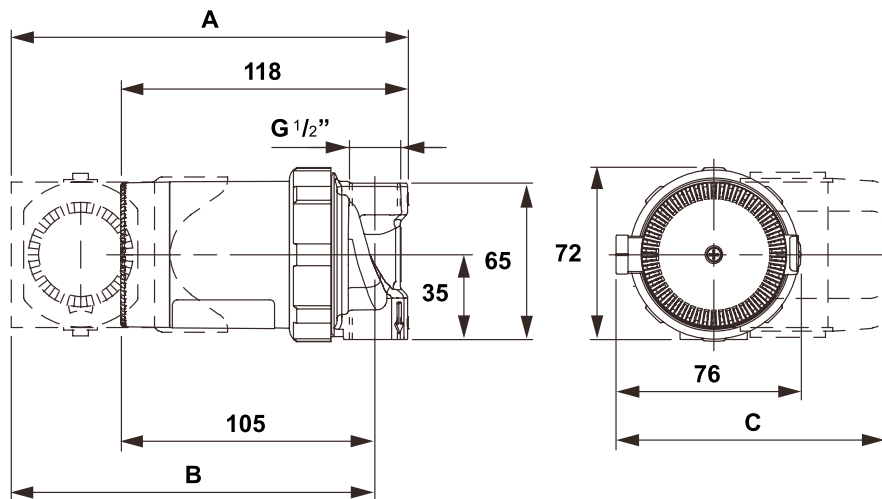
- The high efficiency of the ECM technology
- Energy savings
- 4 possible performances
 - B version with bronze housing
 - BU version with bronze housing and timer
 - BTU model with bronze housing, thermostat and timer
 - GT version with bronze housing and thermostat
- Easy handling and installation
- Robust and compact construction for long life
- Specially adapted to the independence of lime scale
- Easy to use and small

Pump component	Material
Housing	Bronze
Ceramic bearings	Ceramics
Rotor impeller	polyamide



SAN ECO	DN	Fitting length	N. Pressure	Weight	Code
15/15 B	15	65 mm	PN 10 bar	0,9 kg	979523230
15/15 BU	15	65 mm	PN 10 bar	1,0 kg	979523231
15/15 BTU	15	65 mm	PN 10 bar	1,0 kg	979523232
15/15 BT	15	65 mm	PN 10 bar	1,0 kg	979523233

Dimensions	L	DN	A	B	C
15/15 BT	65 mm	15	163	150	110
15/15 BTU	65 mm	15	163	150	110



TECHNICAL DATA

Flow Q up to 0,9 m³/h

Pressure H up to 1,1 m

Power 2 - 8 Watt

Nominal pressure 10 bar

Permissible mediums

- Water, mixed with glycol, parameters must be checked in the mixture of water with over 20% of glycol
- Pure non-explosive liquid media free from mineral oils and without solid particles

Permissible temperature range

- Medium temperature from +5 °C to +95 °C

Minimum inlet pressure

0,05 bar < 75 °C Temperature of medium

0,28 bar < 90 °C Temperature of medium

Electrical connection

Voltage 1 ~ 230 V, 50/60 Hz

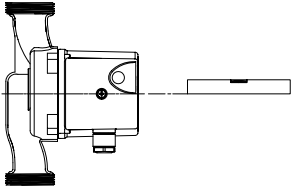
Motor/Electronics

- Maximum power 8 W
- Shaftless spherical motor with ECM technology
- Protection IP 44
- Insulation class F
- Optional with thermostat for temperature range 20-70 °C
- Optional timer

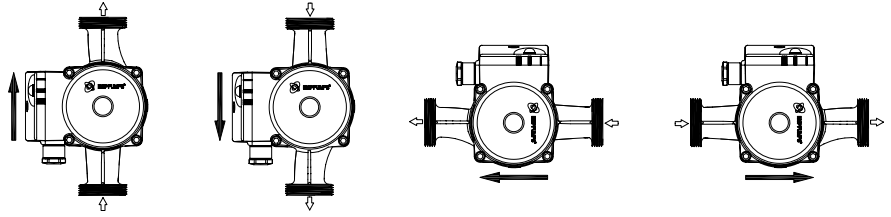
INSTALLATION

After installing the pump, the motor shafts have to remain in horizontal position.

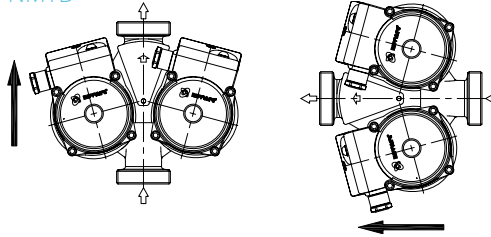
NMT (D) (SAN) (ER)



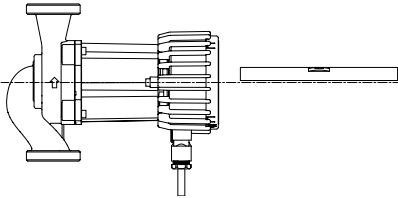
NMT (SAN) (ER)



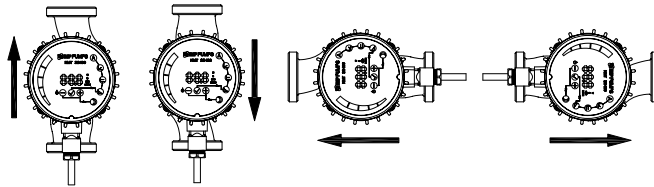
NMTD



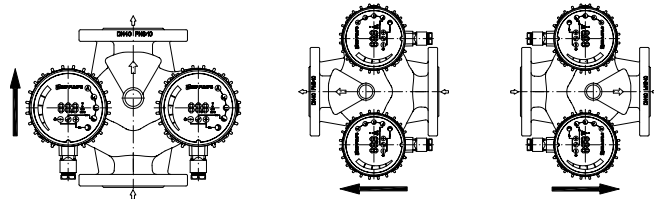
NMT (D) SMART (C) (F)



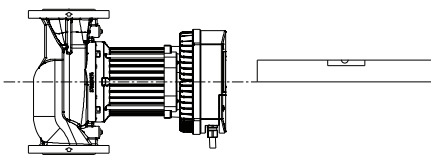
NMT SMART (C) (F)



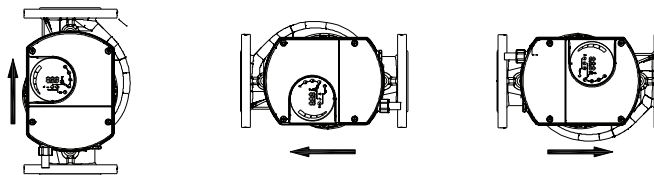
NMTD SMART (C) (F)



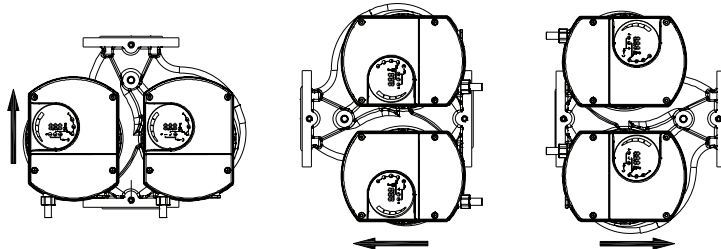
NMT(D) SAN (LAN) F



NMT SAN (LAN) F



NMTD LAN (F)



ACCESSORIES

Code 871520842

Universal plug NMT SMART series

8,90 €

Code 979523376

Communication module SMART C

120,00 €

THE HONEST PRODUCT FOR THE HONEST PRICE



Your contact

IMPPUMPS®

IMP PUMPS, d.o.o.

Pod hrasti 28

1218 Komenda

Slovenia

Empty rounded rectangular box for contact information.